

Spring/Summer
Catalog

LAMPS & BALLASTS

CFLs


GU24 Base Lamps

Cold Cathodes


LEDs

HID Lamps

Linear Lamps & Ballasts



ONLY the **BEST**





As we continue to grow TCP in 2010, I want to thank all of TCP's associates, customers and friends for their continued business and support. With everyone's drive and determination, TCP was able to regroup and forge ahead.

Our focus through 2010 remains on:

- Improving inventory availability
- Reducing lead times
- Launching even more innovative products
- Improving service levels

We are continuing to strengthen our position in the marketplace.

I still believe 2010 will be the best yet for TCP!

We will continue to solidify our metrics and improve in all areas that we can. Our product development team is working on more innovations to launch in 2010, and with the brightening financial outlook, TCP is poised to continue to lead the industry in the upcoming year.

I look forward to working with you in 2010. Experience TCP's energy efficient lighting products, and you will believe.

Our expertise is energy efficient lighting – our passion is our customers.

Sincerely,



Ellis Yan
CEO, TCP, Inc.

TCP PRO p2

- 4 Full SpringLamps®
- 6 Pro Dimmable
- 7 InstaBright G2
- 8 LED Deco Lamps



CFLs **12**

Cold Cathodes **30**

LEDs **36**

HID **44**

Linear Lamps & Ballasts **52**

Product Identification **56**

Glossary **58**

SpringLight™ p28



800.324.1496 | tcp.com

Table of Contents

2010 LAMPS & BALLASTS
Spring/Summer Catalog

Full SpringLamps®

LED Dimmable Decorative Lamps

InstaBright G2



TCP Pro Series Expect Great Things!

TCP Pro brand is our premium line of energy efficient lamps. While all our products are backed by the TCP quality promise, the TCP Pro product line is where we showcase our technological know-how as a global leader in the lighting industry.

Take a look at what we have to offer:

- Our innovative line up of full T3 SpringLamps (489 Series), feature **exclusive performance**, ultra-high efficiency, safety technology and longer life.
- Our **super-compact T2 CFLs** provide a smooth, comfortable light source that actually enhances the look of your premium lighting fixtures.
- **InstaBright** lamps start brighter, and achieve full brightness far faster than any other covered CFL.
- Our passion for design perfection results in a complete family of CFLs which offer **unsurpassed dimming** performance.
- Brilliantly engineered, **fully dimmable LED** lamps feature our exclusive omni-directional LED design arrangement, mimicking the look of a traditional incandescent deco lamp.

ONLY TCP



New Dimmable Series



*TCP Pro – delivering the latest
in lighting technology.*

ONLY the BEST!



800.324.1496 | tcp.com

TCP Pro

2010 LAMPS & BALUSTS
Spring/Summer Catalog

T2 Full SpringLamps®
T2 FULL SPRINGLAMPS, ELECTRONIC, NPF, 12,000 HOUR, 120V, <150% THD

DESIGNED-2-FIT

Item Number	ENERGY STAR®	Item Description	Unit/Ballast Watts	Incandescent Comparison (Watts)	Initial Lumens	CCT (Kelvin)	CRI	MOL/Height (Inches)	Diameter/Width (Inches)	Base Type	Case Quantity
4T213	★	13 Watt T2 Full SpringLamp	13	60	825	2700	82	3.6	1.5	E26	12
4T213C		13 Watt T2 Full SpringLamp Candelabra Base	13	60	825	2700	82	3.5	1.5	E12	12
4T213I		13 Watt T2 Full SpringLamp Intermediate Base	13	60	825	2700	82	3.5	1.5	E17	12
4T223	★	23 Watt T2 Full SpringLamp	23	100	1600	2700	82	4.5	2.0	E26	12


T2 Series - Designed-2-Fit

Features & Benefits

- Only TCP offers the industry's smallest CFL lamp, to fit into almost any lighting application.
- Outstanding lumen performance, plus 12,000 hour rated life.
- Improved lamp design provides more lighting surface area in a compact space, for better lighting output.

4T2 Series is available in the following color temperatures:

- 2700°K
- 3500°K
- 4100°K
- 5000°K

● 3 ½" of **WOW!**

Item Number	ENERGY STAR® Item Description	Unit/Ballast Watts	Incandescent Comparison (Watts)	Initial Lumens	CCT (Kelvin)	CRI	MOH/Height (Inches)	Diameter/Width (Inches)	Base Type	Case Quantity	
FULL SPRINGLAMPS, ELECTRONIC, NPF, 12,000 HOUR, 120V, <150% THD											
48905	5 Watt Full SpringLamp	5	25	300	2700	82	3.0	1.9	E26	12	
48905C	5 Watt Full SpringLamp, E12	5	25	300	2700	82	2.9	1.9	E12	12	
48909	9 Watt Full SpringLamp	9	40	600	2700	82	3.6	1.8	E26	12	
48909C	9 Watt Full SpringLamp, E12	9	40	600	2700	82	3.5	1.8	E12	12	
48913	★ 13 Watt Full SpringLamp	13	60	925	2700	82	3.9	1.8	E26	12	
48913C	★ 13 Watt Full SpringLamp, E12	13	60	925	2700	82	3.8	1.8	E12	12	
48918	★ 18 Watt Full SpringLamp	18	75	1300	2700	82	4.0	2.4	E26	12	
48923	★ 23 Watt Full SpringLamp	23	100	1650	2700	82	4.4	2.4	E26	12	
48927	27 Watt Full SpringLamp	27	100	1850	2700	82	5.1	2.4	E26	12	
48932	32 Watt Full SpringLamp	32	125	2150	2700	82	5.1	2.7	E26	12	
48942	42 Watt Full SpringLamp	42	150	2850	2700	82	5.7	2.4	E26	12	

489 Series Full SpringLamps®



489 Series - our Highest Performer!

489 Series is available in all color temperatures:

- 2700°K
- 3000°K
- 3500°K
- 4100°K
- 5000°K
- 6500°K
- Yellow Bug Light
- Red
- Blue
- Green
- Pink Phosphor

Features & Benefits:

- robust lamp structure improves durability
- End of life circuitry shuts bulb off automatically if it senses any lamp starting issues or end-of-life conditions.
- Innovative lateral cathode design optimizes thermal efficiency for improved lamp performance
- Nano-Ti pre-coats inside of the lamp, plus use of premium phosphor improves lamp lumen performance over the lifetime of the bulb



← **RADIAL SYMMETRY** lamp design provides more lighting surface area in a compact space, for better light output

← Ultra high-efficiency electronic ballast circuitry optimizes lamp start-up time and improves overall system performance. Efficiency is 6% higher than other CFL ballasts!

Dimmable

Item Number	ENERGY STAR® Item Description	Unit/Ballast Watts	Incandescent Comparison (Watts)	Initial Lumens	CCT (Kelvin)	CRI	MOL/Height (Inches)	Diameter/Width (Inches)	Base Type	Case Quantity	
TCP PRO SERIES DIMMABLE FULL SPRING LAMPS, HPF, 10,000 HOUR											
	40114	14 Watt Dimmable Full Spring	14	60	850	2700	82	4.4	2.0	E26	12
	40123	23 Watt Dimmable Full Spring	23	100	1500	2700	82	4.9	2.4	E26	12
TCP PRO SERIES DIMMABLE COVERED LAMPS, HPF, 8,000 HOUR											
	2R2014DIM	14 Watt R20 Dimmable	14	50	410	2700	82	5.1	2.5	E26	12
	2R3016DIM	16 Watt R30 Dimmable	16	65	650	2700	82	5.4	3.7	E26	12
	2R4019DIM	19 Watt R40 Dimmable	19	85	900	2700	82	6.1	4.8	E26	12
	2G2514DIM	14 Watt G25 Dimmable	14	60	700	2700	82	5.2	3.1	E26	6

800.324.1496 | tcp.com

TCP Pro

2010 LAMPS & BALLASTS
 Spring/Summer Catalog


NEW Pro Series Dimmable

These CFLs combine powerful performance with intelligent design. We created these new dimmable CFLs to meet the most demanding applications. **Full dimming performance** all the way down to 20% with **no annoying flicker** – that’s best in class performance!

Features & Benefits

- Uniform, smooth dimming performance from 100% to 20%.
- Optimized electronics maximizes lamp life and increases lumen output.

TCP Pro Dimmable Series is available in the following color temperatures:

- 2700°K
- 3000°K
- 3500°K
- 4100°K
- 5000°K
- 6500°K

Item Number	ENERGY STAR®	Item Description	Unit/Ballast Watts	Incandescent Comparison (Watts)	Initial Lumens	CCT (Kelvin)	CRI	MOL/Height (Inches)	Diameter/Width (Inches)	Base Type	Case Quantity
TCP PRO SERIES INSTABRIGHT G2, NPF, 8000 HOUR											
41314	★	14watt A Lamp InstaBright G2	14	60	800	2700	82	4.4	2.4	E26	12
4G2514	★	14watt G25 InstaBright G2	14	60	800	2700	82	4.4	3.1	E26	6
4R2014		14watt R20 InstaBright G2	14	50	410	2700	82	4.4	2.5	E26	12
4R3014	★	14watt R30 InstaBright G2	14	65	650	2700	82	5.4	3.7	E26	12



Bright Now!



InstaBright G2 - No Waiting

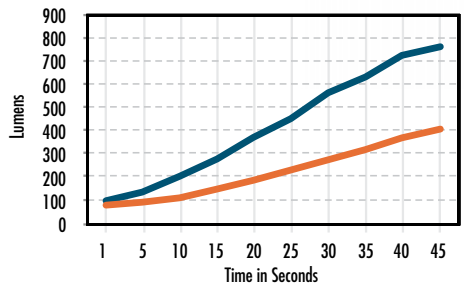
Features & Benefits

- Fastest run-up time and significantly improved light build up time, enhancing overall lighting performance
- Available in Globe, R30, R20 and A-Lamp shapes.
- Full brightness in seconds!

InstaBright G2 Series is available in the following color temperatures:

- 2700°K
- 3000°K
- 3500°K
- 4100°K
- 5000°K
- 6500°K

TCP is brighter faster!



— InstaBright G2
— Other CFLs



800.324.1496 | tcp.com

TCP Pro

2010 LAMPS & BALLASTS
Spring/Summer Catalog

**Dimmable
LED Deco
Lamps**
LED BULB LAMPS – CLEAR DECORATIVE, FULLY DIMMABLE, 25,000 HOURS | E12 BASE


Item Number	Item Description	Lamp Watts	Incandescent Comparison (Watts)	Voltage	MOL/Height (Inches)	Diameter	Color	Lamp Finish	Lumens	Base Type	STK or SPC
LDCT3WH30K	LED 3 Watt Decorative Candelabra Torpedo, White (3000K)	2.6	15 - 25	120	4.2	1.25	White (3000K)	Clear	92	E12	STK
LDCF3WH30K	LED 3 Watt Decorative Candelabra Flame, White (3000K)	2.6	15 - 25	120	4.7	1.25	White (3000K)	Clear	85	E12	STK
LDCT3WH30KCC	LED 3 Watt Decorative Candelabra Torpedo, Crystal Cut, White (3000K)	2.6	15-25	120	4.2	1.2	White (3000K)	Crystal Cut	85	E12	STK
LDCG163WH30K	LED 3 Watt G16.5 Candelabra Globe, White (3000K)	2.6	15-25	120	2.8	2.0	White (3000K)	Clear	85	E12	STK

3 YEAR WARRANTY


LED Dimmable Deco

Features & Benefits

- Uniform and smooth dimming down to 0%, using exclusive ballast driver circuitry.
- Long-lasting solid state LED design, featuring TCP exclusive omni-directional LED array for optimum light output and appeal; rated for 25,000 service hours.
- Built-in thermal and transient protection for optimum reliability and safer operation.
- Outdoor fixture capability due to UL Damp Location Rating.
- High power factor.
- RoHS Compliant.

Item Number	Item Description	Lamp Watts	Incandescent Comparison (Watts)	Voltage	MOL/Height (Inches)	Diameter	Color	Lamp Finish	Lumens	Base Type	STK or SPC
LDT3WH30K	LED 3 Watt Decorative Torpedo, White (3000K)	2.6	15 - 25	120	4.2	1.25	White (3000K)	Clear	92	E26	STK
LDF3WH30K	LED 3 Watt Decorative Flame, White (3000K)	2.6	15 - 25	120	4.7	1.25	White (3000K)	Clear	85	E26	STK
LDT3WH30KCC	LED 3 Watt Decorative Torpedo, Crystal Cut, White (3000K)	2.6	15-25	120	4.2	1.25	White (3000K)	Crystal Cut	85	E26	STK
LDG163WH30K	LED 3 Watt G16.5 Globe, White (3000K)	2.6	15-25	120	2.8	2.0	White (3000K)	Clear	85	E26	STK
LDA153WH30K	LED 3 Watt Decorative A-Lamp, White (3000K)	2.6	15-25	120	4.2	2.0	White (3000K)	Clear	85	E26	STK

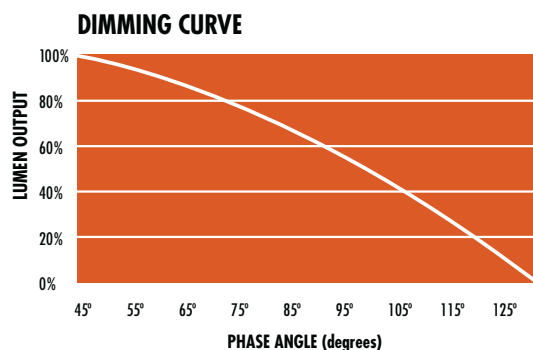
Dimmable LED Deco Lamps



These Lamps aren't just energy-efficient, They're Brilliant!

These brilliantly engineered and designed lamps feature our exclusive omnidirectional LED design arrangement, which actually mimics the look of a traditional incandescent deco lamp. They look great and work even better.

- Accent and decorative lighting
- Chandeliers
- Ceiling Fans
- Indoor / Outdoor fixtures



OPTIMAL DIMMING WITH THREE OR MORE LAMPS.

Dimmable from 100% to 0.

These new LED Deco lamps also feature an industry exclusive – Full-Dimmability; and are perfect for applications such as chandeliers and decorative wall fixtures. They dim smoothly, all the way from 100% to 0%, without annoying flicker.





800.324.1496 | tcp.com

TCP Pro

2010 LAMPS & BALLASTS
Spring/Summer Catalog

TCP is committed to maintaining industry leadership in design and technology for energy efficient lighting applications, and we pride ourselves for providing value and outstanding customer support.

Pro Warranties

CFLs: Full SpringLamps® | InstaBright G2 | New Dimmable Series

InstaBright G2 8,000 Hour Lamps 12 months LIMITED WARRANTY

This TCP product is warranted for a period of one year from date of original purchase against defects in materials and workmanship. If this product should fail to operate due to defects in materials or workmanship, simply return this product to the place of purchase or to TCP Service Center (325 Campus Dr., Aurora, OH 44202) along with the original sales receipt within one year of purchase. This product will be repaired or replaced, at TCP's option. This warranty is expressly limited to repair or replacement of the product. This warranty gives the consumer specific legal rights, which vary from state to state.

WARRANTY IS VOID IF PRODUCT IS NOT USED FOR THE PURPOSE FOR WHICH THIS PRODUCT IS MANUFACTURED.

Pro Series Dimmable 10,000 Hour Lamps 15 months LIMITED WARRANTY

This TCP product is warranted for a period of 15 months from date of original purchase against defects in materials and workmanship. If this product should fail to operate due to defects in materials or workmanship, simply return this product to the place of purchase or to TCP Service Center (325 Campus Dr., Aurora, OH 44202) along with the original sales receipt within 15 months of purchase. This product will be repaired or replaced, at TCP's option. This warranty is expressly limited to repair or replacement of the product. This warranty gives the consumer specific legal rights, which vary from state to state.

WARRANTY IS VOID IF PRODUCT IS NOT USED FOR THE PURPOSE FOR WHICH THIS PRODUCT IS MANUFACTURED.

489 Series | 4T2 Series 12,000 Hour Lamps 24 Months LIMITED WARRANTY

This TCP product is warranted for a period of 24 months from date of original purchase against defects in materials and workmanship. If this product should fail to operate due to defects in materials or workmanship, simply return this product to the place of purchase or to TCP Service Center (325 Campus Dr., Aurora, OH 44202) along with the original sales receipt within 24 months of purchase. This product will be repaired or replaced, at TCP's option. This warranty is expressly limited to repair or replacement of the product. This warranty gives the consumer specific legal rights, which vary from state to state.

WARRANTY IS VOID IF PRODUCT IS NOT USED FOR THE PURPOSE FOR WHICH THIS PRODUCT IS MANUFACTURED.

 Some of our products contain mercury.
Manage according to Local, State, or Federal Disposal Laws
See: www.lamprecycle.org or call 1-800-771-9335

LEDs: Dimmable Deco Lamps

LIMITED WARRANTY

This TCP product is warranted for the period, as specified in each product section of this catalogue, from the date of purchase against defects in material and workmanship. If this product should fail to operate due to defects in material or workmanship, simply return this product to the place of purchase or to TCP Service Center (325 Campus Drive, Aurora, OH 44202) along with the original sales receipt within the number of years of purchase, as specified in each product section. This product will be repaired or replaced, at TCP's option. This warranty is expressly limited to repair or replacement of the product. This warranty gives the consumer specific legal rights, which vary from state to state.

WARRANTY IS VOID IF PRODUCT IS NOT USED FOR THE PURPOSE FOR WHICH THIS PRODUCT IS MANUFACTURED.

*All data in this catalog is subject to change without notice.

With the high quality standards all our products must meet, you are guaranteed to have a lighting source that performs in the harshest environments. We've even established a UL client testing laboratory at our corporate headquarters to ensure the safety of every product you use. Our lab is ISO 17025 compliant.



800.324.1496 | tcp.com

Compact Fluorescent Lamps

2010 LAMPS & BALLASTS
Spring/Summer Catalog

TCP was built on compact fluorescent lightbulbs - they are the foundation of our product line. Being the leading manufacturer of CFLs in the world, TCP is constantly innovating this **energy efficient** lighting staple. You can count on our commitment to quality and consistency in all our SpringLamps®.

Applications:

Use CFLs anywhere – applications are endless!

CFLs

FEATURES / BENEFITS

- Smallest size of CFLs ever
- Quick-start technology
- Fast run-up time
- Proprietary glass and coating process
- High initial lumens
- Excellent lumen maintenance
- Cool, reliable operating temperature
- Wide range of options and accessories.

NEW PRO SERIES

Full SpringLamps®
InstaBright G2
New Dimmable Series



Torpedos



A-Lamps



Globes



Flat Pars



Circlines



Floods



GU Base

Specialty lighting application options

Specialty lamps are available as special order items. To order, use the TCP item # with the suffix listed after each specialty lamps description. Please call for availability. For full SPO listing, see page 60.

OPTION	ORDER SUFFIX	AVAILABLE FOR:
3000K ● White	30K	SpringLamp Series 489, 401, 28968(H)(277), GU Floodlight 4R, PF, GU Decorative 4G, 413, GU
3100K ●	31K	SpringLamp Series 289, 182 PL Lamps T6 Circline Floodlight 1R, 2R, 1P, 2P Decorative 1G, 2G, 1T, 113, 213, 107
3500K ● Bright White	35K	SpringLamp Series 489, 4T2, 401, 28968(H)(277), 289, 280, 182, GU PL Lamps T6 Circline Floodlight 4R, PF, 1R, 2R, 1P, 2P, GU Decorative 4G, 413, 1G, 2G, 1T, 113, 213, 107, GU
4100K ● Cool White	41K	SpringLamp Series 489, 4T2, 401, 28968(H)(277), 289, 182, GU PL Lamps T6 Circline Floodlight 4R, PF, 1R, 2R, 1P, 2P, GU Decorative 4G, 413, 1G, 2G, 1T, 113, 213, 107, GU
5000K ● Daylight	50K	SpringLamp Series 489, 4T2, 401, 28968(H)(277), GU PL Lamps Floodlight 4R, PF, GU Decorative 4G, 413, GU
5100K ●	51K	SpringLamp Series 289, 182 T6 Circline Floodlight 1R, 2R, 1P, 2P Decorative 1G, 2G, 1T, 113, 213, 107
6500K ●	65K	SpringLamp Series 489, 401, 289, 182 T6 Circline Floodlight 1R, 2R, PF, 1P, 2P, GU, 4R, PF Decorative 1G, 2G, 1T, 113, 213, 107, GU, 4G, 413
Full Spectrum 	FS	SpringLamp Series 489 Floodlight 4R, PF, 1R, 2R, 1P, 2P Decorative 113, 213, 413
Pink/Soft Pink ●	P SP	SpringLamp Series 489, 401 Floodlight 4R, PF, 1R, 2R, 1P, 2P Decorative 113, 213, 413
Yellow ●	Y	SpringLamp Series 48909-48913 Flat Pars PF20, PF30, PF38 Decorative 113, 213, 413
Green • Blue • Red ● ● ●	GR BL RD	SpringLamp Series 48909-48913 Flat Pars PF20, PF30, PF38 Decorative 113, 213, 413
Long Neck	1.65" 165 1.75" 175 2.25" 225	SpringLamp Series 489, 401, 28968(H)(277), 289, 182 Floodlight 4R, PF, 1R, 2R, 1P, 2P
Permanent Installation	PERM	Special Order Call for availability
Shatter Resistant	SS	SpringLamp Series 489, 401, 289, 182 PL Lamps Floodlight 1R, 2R, 1P, 2P, PF
Wet Location	WL	SpringLamp Series 489, 289, 182

800.324.1496 | tcp.com

Compact Fluorescent Lamps

2010 LAMPS & BALLASTS
Spring/Summer Catalog

PRO SERIES

Item Number	ENERGY STAR®	Item Description	Unit/Ballast Watts	Incandescent Comparison (Watts)	Initial Lumens	CCT (Kelvin)	CRI	MOL/Height (Inches)	Diameter/Width (Inches)	Base Type	Case Quantity	Full SpringLamps® Dimmable InstaBright G2
-------------	--------------	------------------	--------------------	---------------------------------	----------------	--------------	-----	---------------------	-------------------------	-----------	---------------	---

TCP PRO SERIES T3 FULL SPRINGLAMPS, NPF, 12,000 HOUR

48905		5 Watt Full SpringLamp	5	25	300	2700	82	3.0	1.9	E26	12	
48905C		5 Watt Full SpringLamp, E12	5	25	300	2700	82	2.9	1.9	E12	12	
48909		9 Watt Full SpringLamp	9	40	600	2700	82	3.6	1.8	E26	12	
48909C		9 Watt Full SpringLamp, E12	9	40	600	2700	82	3.5	1.8	E12	12	
48913	★	13 Watt Full SpringLamp	13	60	925	2700	82	3.9	1.8	E26	12	
48913C	★	13 Watt Full SpringLamp, E12	13	60	925	2700	82	3.8	1.8	E12	12	
48918	★	18 Watt Full SpringLamp	18	75	1300	2700	82	4.0	2.4	E26	12	
48923	★	23 Watt Full SpringLamp	23	100	1650	2700	82	4.4	2.4	E26	12	
48927		27 Watt Full SpringLamp	27	100	1850	2700	82	5.1	2.4	E26	12	
48932		32 Watt Full SpringLamp	32	125	2150	2700	82	5.1	2.7	E26	12	
48942		42 Watt Full SpringLamp	42	150	2850	2700	82	5.7	2.4	E26	12	

TCP PRO SERIES T2 FULL SPRINGLAMPS, NPF, 12,000 HOUR

4T213	★	13 Watt T2 Full SpringLamp	13	60	825	2700	82	3.6	1.5	E26	12	 DESIGNED-2-FIT
4T213C		13 Watt T2 Full SpringLamp E12	13	60	825	2700	82	3.5	1.5	E12	12	
4T213I		13 Watt T2 Full SpringLamp E17	13	60	825	2700	82	3.5	1.5	E17	12	
4T223	★	23 Watt T2 Full SpringLamp	23	100	1600	2700	82	4.5	2.0	E26	12	

TCP PRO SERIES DIMMABLE FULL SPRINGLAMPS, HPF, 10,000 HOUR

40114		14 Watt Dimmable Full Spring	14	60	850	2700	82	4.4	2.0	E26	12	
40123		23 Watt Dimmable Full Spring	23	100	1500	2700	82	4.9	2.4	E26	12	

TCP PRO SERIES DIMMABLE COVERED LAMPS, HPF, 8,000 HOUR

2R2014DIM		14 Watt R20 Dimmable	14	50	410	2700	82	5.1	2.5	E26	12	
2R3016DIM		16 Watt R30 Dimmable	16	65	650	2700	82	5.4	3.7	E26	12	
2R4019DIM		19 Watt R40 Dimmable	19	85	900	2700	82	6.1	4.8	E26	12	
2G2514DIM		14 Watt G25 Dimmable	14	60	700	2700	82	5.2	3.1	E26	6	

TCP PRO SERIES INSTABRIGHT G2, NPF, 8000 HOUR

4R2014		14watt R20 InstaBright G2	14	50	410	2700	82	4.4	2.5	E26	12	
4R3014	★	14watt R30 InstaBright G2	14	65	650	2700	82	5.4	3.7	E26	12	
4I314	★	14watt A Lamp InstaBright G2	14	60	800	2700	82	4.4	2.4	E26	12	
4G2514	★	14watt G25 InstaBright G2	14	60	800	2700	82	4.4	3.1	E26	6	


800.324.1496 | tcp.com

Compact Fluorescent Lamps

2010 LAMPS & BALLASTS
Spring/Summer Catalog


One-Piece SpringLamps

SPRINGLAMPS, ELECTRONIC, NPF, 10,000 HOUR, <150% THD




Item Number	ENERGY STAR®	Item Description	Unit/Ballast Watts	Incandescent Comparison (Watts)	Initial Lumens	CCT (Kelvin)	CRI	MOL/Height (Inches)	Diameter/Width (Inches)	Base Type	Case Quantity
28968	★	68 Watt SpringLamp	68	300	4200	2700	82	9.5	4.1	E26	6

SPRINGLAMPS, ELECTRONIC, NPF, 10,000 HOUR, MOGUL BASE, <150% THD




28927H		27 Watt SpringLamp Mogul Base	27	100	1850	2700	82	6.2	2.8	Mogul	12
28932H		32 Watt SpringLamp Mogul Base	32	125	2200	2700	82	6.6	2.8	Mogul	12
28942H		42 Watt SpringLamp Mogul Base	42	150	2800	2700	82	7.0	2.8	Mogul	12
28968H		68 Watt SpringLamp Mogul Base	68	300	4200	2700	82	9.8	4.1	Mogul	6

SPRINGLAMPS, ELECTRONIC, NPF, 10,000 HOUR, 277V, <150% THD




28927277		27 Watt SpringLamp 277 Volt	27	100	1850	2700	82	6.0	2.8	E26	12
28932277		32 Watt SpringLamp 277 Volt	32	125	2200	2700	82	6.0	2.8	E26	12
28942277		42 Watt SpringLamp 277 Volt	42	150	2800	2700	82	7.0	2.8	E26	12
28968277		68 Watt SpringLamp 277 Volt	68	300	4200	2700	82	9.5	4.1	E26	6

SPRINGLAMPS, ELECTRONIC, NPF, 10,000 HOUR, MOGUL BASE, 277V, <150% THD



28927H277		27 Watt SpringLamp Mogul Base 277 Volt	27	100	1850	2700	82	6.2	2.8	Mogul	12
28932H277		32 Watt SpringLamp Mogul Base 277 Volt	32	125	2200	2700	82	6.6	2.8	Mogul	12
28942H277		42 Watt SpringLamp Mogul Base 277 Volt	42	150	2800	2700	82	7.0	2.8	Mogul	12
28968H277		68 Watt SpringLamp Mogul Base 277 Volt	68	300	4200	2700	82	9.8	4.1	Mogul	6

3-WAY SPRINGLAMPS, ELECTRONIC, 10,000 HOUR, <150% THD



19030LED		19/30/1 Watt 3-Way w/LED Nightlight	19/30/1	75/120/night-light	1300/1850/8	2700	82	5.3	2.8	E26	12
19032	★	14/19/32 Watt 3-Way Springlamp	14/19/32	40/75/150	750/1400/2150	2700	82	6.8	2.8	E26	12

HPF SPRINGLAMPS, ELECTRONIC, 10,000 HOUR, <33% THD




18209		9 Watt SpringLamp	9	40	500	2700	82	4.1	1.9	E26	12
18214	★	14 Watt Mini-SpringLamp	14	60	800	2700	82	4.5	1.9	E26	12
18220	★	20 Watt SpringLamp	20	75	1100	2700	82	4.7	2.4	E26	12
18223		23 Watt SpringLamp	23	90	1400	2700	82	4.9	2.4	E26	12
18227		27 Watt SpringLamp	27	100	1600	2700	82	5.4	2.4	E26	12

Item Number	ENERGY STAR® Item Description	Unit/Ballast Watts	Incandescent Comparison (Watts)	Initial Lumens	CCT (Kelvin)	CRI	MOL/Height (Inches)	Diameter/Width (Inches)	Base Type	Case Quantity
-------------	----------------------------------	--------------------	---------------------------------------	----------------	--------------	-----	---------------------	-------------------------	-----------	---------------

**Floods
A-Lamps**

1-PIECE REFLECTORS, WET LOCATION RATED, ELECTRONIC, NPF, 8,000 HOUR (CONTINUED ON NEXT PAGE)

1R2004	4 Watt R20 Floodlight	4	15	180	2700	82	3.8	2.5	E26	6
1R2009	★ 9 Watt R20 Floodlight	9	25	400	2700	82	3.8	2.5	E26	6
1R2014	★ 14 Watt R20 Floodlight	14	50	500	2700	82	4.3	2.5	E26	12
2R3014	★ 14 Watt R30 Floodlight	14	65	650	2700	82	5.4	3.7	E26	12
2R3016	★ 16 Watt R30 Floodlight	16	75	750	2700	82	5.7	3.7	E26	12
1R4016	★ 16 Watt R40 Floodlight	16	75	750	2700	82	5.7	4.7	E26	12
1R4019	★ 19 Watt R40 Floodlight	19	85	950	2700	82	5.9	4.7	E26	12
1R4023	★ 23 Watt R40 Floodlight	23	120	1200	2700	82	6.2	4.7	E26	12
1P3016	16 Watt PAR30 Floodlight	16	75	750	2700	82	5.7	3.7	E26	12
1P3816	★ 16 Watt PAR38 Floodlight	16	75	750	2700	82	5.9	4.7	E26	12
2P3819	19 Watt PAR38 Floodlight	19	85	950	2700	82	5.9	4.7	E26	12
1P3823	★ 23 Watt PAR38 Floodlight	23	90	1200	2700	82	6.2	4.8	E26	12




1-PIECE FLAT PAR REFLECTORS, WET LOCATION RATED, ELECTRONIC, NPF, 8,000 HOUR

PF2014	14 Watt Flat Par20 Floodlight	14	30	350	2700	82	4.3	2.5	E26	12
PF2414	14 Watt Flat Par24 Floodlight	14	30	440	2700	82	4.7	3.0	E26	12
PF3016	16 Watt Flat Par30 Floodlight	16	60	700	2700	82	5.0	3.7	E26	12
PF3823	23 Watt Flat Par PAR38 Floodlight	23	75	1000	2700	82	5.4	4.8	E26	12



A-LAMP, ELECTRONIC, NPF, 8,000 HOUR

11304	4 Watt A-Lamp	4	25	225	2700	82	3.8	1.7	E26	12
11309	★ 9 Watt A-Lamp	9	40	450	2700	82	3.8	1.9	E26	12
21314	★ 14 Watt A-Lamp	14	60	800	2700	82	4.4	2.4	E26	12
11316	★ 16 Watt A-Lamp	16	60	900	2700	82	5.9	2.7	E26	12
11319	★ 19 Watt A-Lamp	19	60	1000	2700	82	5.9	2.7	E26	12
11323	23 Watt A-Lamp	23	100	1200	2700	82	6.6	2.7	E26	12
21314Y	14 Watt A-Lamp BugLight	14	60	600	2300	N/A	4.4	2.4	E26	12




800.324.1496 | tcp.com

Compact Fluorescent Lamps

2010 LAMPS & BALLASTS
Spring/Summer Catalog


Torpedos Globes T-Capsules

TORPEDO LAMP, ELECTRONIC, NPF, 8,000 HOUR




Item Number	ENERGY STAR®	Item Description	Unit/Ballast Watts	Incandescent Comparison (Watts)	Initial Lumens	CCT (Kelvin)	CRI	MOL/Height (Inches)	Diameter/Width (Inches)	Base Type	Case Quantity
10702		2 Watt Torpedo	2	10	80	2700	82	4.4	1.4	E26	12
10702C		2 Watt Torpedo CAND	2	10	80	2700	82	4.4	1.4	E12	12
10704		4 Watt Torpedo	4	15	195	2700	82	4.4	1.4	E26	12
10704C		4 Watt Torpedo CAND	4	15	195	2700	82	4.4	1.4	E12	12
10709		9 Watt Torpedo	9	40	425	2700	82	4.8	1.7	E26	12
10709C		9 Watt Torpedo Lamp	9	40	425	2700	82	4.8	1.7	E12	12
10714		14 Watt Torpedo Lamp	14	60	720	2700	82	5.4	1.7	E26	12
10714C		14 Watt Torpedo Lamp CAND	14	60	720	2700	82	5.4	1.7	E12	12

GLOBE LAMP, ELECTRONIC, 8,000 HOUR



1G1002		2 Watt G10 Globe	2	10	80	2700	82	3.0	1.5	E26	24
1G1002C		2 Watt G10 Globe CAND	2	10	80	2700	82	3.0	1.5	E12	24
1G2002		2 Watt G20 Globe	2	15	170	2700	82	3.6	2.5	E26	12
1G2002C		2 Watt G20 Globe CAND	2	15	170	2700	82	3.6	2.5	E12	12
1G2004		4 Watt G20 Globe	4	25	210	2700	82	3.6	2.5	E26	12
1G2004C		4 Watt G20 Globe CAND	4	25	210	2700	82	3.6	2.5	E12	12
1G2504	★	4 Watt G25 Globe	4	25	250	2700	82	4.0	3.1	E26	12
1G2504C		4 Watt G25 Globe CAND	9	40	250	2700	82	4.0	3.1	E12	12
1G2509	★	9 Watt G25 Globe	9	40	520	2700	82	4.4	3.1	E26	12
1G2509C		9 Watt G25 Globe CAND	9	40	520	2700	82	4.4	3.1	E12	12
2G2514	★	14 Watt G25 Globe	14	60	800	2700	82	4.4	3.1	E26	12
1G3009		9 Watt G30 Globe	9	40	495	2700	82	5.0	3.7	E26	12
1G3014	★	14 Watt G30 Globe	14	60	800	2700	82	5.0	3.7	E26	12
1G3019	★	19 Watt G30 Globe	19	75	1100	2700	82	5.0	3.7	E26	12
1G3023		23 Watt G30 Globe	23	100	1200	2700	82	5.9	3.7	E26	12
1G4014	★	14 Watt G40 Globe	14	60	800	2700	82	6.8	5.0	E26	12
1G4019	★	19 Watt G40 Globe	19	75	1100	2700	82	6.8	5.0	E26	12
1G4023		23 Watt G40 Globe	23	100	1300	2700	82	6.8	5.2	E26	12

T-CAPSULE LAMP, ELECTRONIC, 8,000 HOUR



1T2004	★	4 Watt T20 Capsule	4	25	250	2700	82	4.8	2.5	E26	12
1T2009	★	9 Watt T20 Capsule	9	40	520	2700	82	5.0	2.5	E26	12
1T2014	★	14 Watt T20 Capsule	14	60	800	2700	82	5.4	2.5	E26	12
1T2409	★	9 Watt T24 Capsule	9	40	520	2700	82	5.2	2.8	E26	6
1T2414	★	14 Watt T24 Capsule	14	60	900	2700	82	5.2	2.8	E26	6
1T2419		19 Watt T24 Capsule	19	75	1100	2700	82	5.6	2.8	E26	6
1T2423		23 Watt T24 Capsule	23	100	1200	2700	82	6.3	2.8	E26	6

800.324.1496 | tcp.com


Compact Fluorescent Lamps

2010 LAMPS & BALLASTS
Spring/Summer Catalog

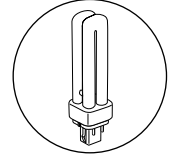
Item Number	ENERGY STAR® Item Description	Unit/Ballast Watts	Initial Lumens	CCT (Kelvin)	CRI	MOL/Height (Inches)	Diameter/Width (Inches)	Base Type	PL Lamps
-------------	----------------------------------	--------------------	----------------	--------------	-----	---------------------	-------------------------	-----------	----------

TWIN TUBE PL LAMPS, 10,000 HOUR

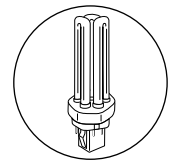
32005	5 Watt 2-Pin Twin Tube	5	250	2700	82	4.1	1.3	G23
32007	7 Watt 2-Pin Twin Tube	7	410	2700	82	5.3	1.3	G23
32009	9 Watt 2-Pin Twin Tube	9	590	2700	82	6.4	1.3	G23
32013	13 Watt 2-Pin Twin Tube	13	800	2700	82	6.9	1.3	GX23
32013IST	13 Watt 2-Pin Twin Tube Instant Start	13	800	2700	82	6.9	1.3	GX23
324132GX7	13 Watt 4-Pin Twin Tube	13	800	2700	82	7.1	1.3	2GX7


QUAD TUBE PL LAMPS, 10,000 HOUR

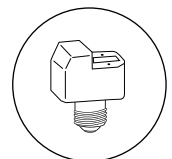
32009Q	9 Watt 2-Pin Quad Tube	9	590	2700	82	4.3	1.4	G23-2
32013Q	13 Watt 2-Pin Quad Tube	13	810	2700	82	5.2	1.4	GX23-2
32013ISQ	13 Watt 2-Pin Quad Tube Instant Start	13	810	2700	82	4.5	1.4	GX23-2
32018Q	18 Watt 2-Pin Quad Tube	18	1150	2700	82	6.0	1.4	G24d-2
32026Q	26 Watt 2-Pin Quad Tube	26	1700	2700	82	6.6	1.4	G24d-3
32413Q	13 Watt 4-Pin Quad Tube	13	875	2700	82	5.2	1.4	G24q-1
32418Q	18 Watt 4-Pin Quad Tube	18	1150	2700	82	6.6	1.4	G24q-2
32426Q	26 Watt 4-Pin Quad Tube	26	1700	2700	82	6.3	1.4	G24q-3
32020Q	20 Watt 2-Pin Quad Tube	20	1250	2700	82	6.1	1.6	GX32D-2
32027Q	27 Watt 2-Pin Quad Tube	27	1700	2700	82	6.5	1.6	GX32D-3


TRIPLE TUBE PL LAMPS, 10,000 HOUR

32418T	18 Watt 4-Pin Triple Tube	18	1150	2700	82	4.3	1.4	GX24q-2
32426T	26 Watt 4-Pin Triple Tube	26	1700	2700	82	4.8	1.6	GX24q-3
32432T	32 Watt 4-Pin Triple Tube	32	2000	2700	82	5.5	1.6	GX24q-3
32442T	42 Watt 4-Pin Triple Tube	42	2600	2700	82	6.0	1.6	GX24q-4


SCREW IN MAGNETIC ADAPTERS, 50,000 HOUR

10405	5 Watt Center Mount Adapter	5	N/A	N/A	N/A	3.3	2.4	E26
10407	7 Watt Center Mount Adapter	7	N/A	N/A	N/A	3.3	2.4	E26
10409	9 Watt Center Mount Adapter	9	N/A	N/A	N/A	3.3	2.4	E26
10413	13 Watt Center Mount Adapter	13	N/A	N/A	N/A	3.3	2.4	E26
10505	5 Watt Side Mount Adapter	5	N/A	N/A	N/A	3.3	2.4	E26
10507	7 Watt Side Mount Adapter	7	N/A	N/A	N/A	3.3	2.4	E26
10509	9 Watt Side Mount Adapter	9	N/A	N/A	N/A	3.3	2.4	E26
10513	13 Watt Side Mount Adapter	13	N/A	N/A	N/A	3.3	2.8	E26
10413AD	13 Watt Adapter with Reflector Ring	13	N/A	N/A	N/A	4.0	2.3	E26
14513	13 Watt Low Profile Adapter	13	N/A	N/A	N/A	3.0	2.7	E26



800.324.1496 | tcp.com

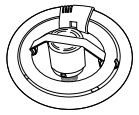
Compact Fluorescent Lamps

2010 LAMPS & BALLASTS
 Spring/Summer Catalog

Circline

Item Number	ENERGY STAR®	Item Description	Unit/Ballast Watts	Lamp Watts	Incandescent Comparison (Watts)	Initial Lumens	CCT (Kelvin)	CRI	MOL/Height (Inches)	Diameter/Width (Inches)	Replacement Bracket	Replacement Lamp	Base Type
-------------	--------------	------------------	--------------------	------------	---------------------------------	----------------	--------------	-----	---------------------	-------------------------	---------------------	------------------	-----------

T6 CIRCLINE ADAPTERS WITH LAMPS, ELECTRONIC, HPF, 10,000 HOUR, 2850K



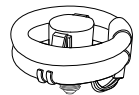
1252218		22 Watt Circline Adapter with 18 Watt Lamp	22	18	75	1200	2850	82	3.7	5.8	13818B	32018	E26
1253027		30 Watt Circline Adapter with 27 Watt Lamp	30	27	120	2000	2850	82	3.7	7.5	13827B	32027	E26
1253632		36 Watt Circline Adapter with 32 Watt Lamp	36	32	130	2200	2850	82	3.7	9.0	13832B	32032	E26

T6 CIRCLINE ADAPTERS WITH LAMPS, ELECTRONIC, NPF, 10,000 HOUR, 2850K



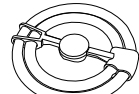
1702218		22 Watt Circline Adapter with 18 Watt Lamp	22	18	75	1200	2850	82	3.7	5.8	13818B	32018	E26
1703027		30 Watt Circline Adapter with 27 Watt Lamp	30	27	120	2000	2850	82	3.7	7.5	13827B	32027	E26
1703632		36 Watt Circline Adapter with 32 Watt Lamp	36	32	130	2200	2850	82	3.7	9.0	13832B	32032	E26
17033L		33 Watt Circline Adapter with Lamp	33	33	125	2000	2850	82	3.5	5.5	13833B2	32033	E26
17040L		40 Watt Circline Adapter with Lamp	40	40	150	2800	2850	82	3.7	7.5	13818B	32040	E26
17058L		58 Watt Circline Adapter with Lamp	58	58	200	3700	2850	82	3.7	9.0	13858B	32058	E26

T6 3-WAY CIRCLINE ADAPTERS WITH LAMP, ELECTRONIC, NPF, 10,000 HOUR




1653332		33 Watt Circline Adapter with 32 Watt Lamp	33	32	120	2050	2850	82	3.5	9.0	138302B	32032	E26
16533L		33 Watt Circline Adapter with Lamp	33	10/20/33	50/100/150	2150	2850	82	3.5	5.5	13833B2	32033	E26
16550L		50 Watt Circline Adapter with Lamp	50	22/33/55	90/120/150	2500	2850	82	4.8	7.5	13818 13827BH	32018/ 32027	E26

T6 CIRCLINE 2D REPLACEMENT LAMPS, 10,000 HOUR, 2850K



320402D		40 Watt Lamp with 2D Boot	NA	40	150	2800	2850	82	0.8	7.5	N/A	N/A	N/A
320582D		58 Watt Lamp with 2D Boot	NA	58	200	3700	2850	82	0.8	9.0	N/A	N/A	N/A

T6 CIRCLINE LAMPS, 2850K



32018		18 Watt Circline Lamp	NA	18	75	1200	2850	82	0.8	5.7	13818B	N/A	N/A
32027		27 Watt Circline Lamp	NA	27	120	2000	2850	82	0.8	7.5	13827B	N/A	N/A
32032		32 Watt Circline Lamp	NA	32	130	2200	2850	82	0.8	9.0	13832B	N/A	N/A
32033		33 Watt Circline Lamp	NA	33	125	2150	2850	82	1.8	5.5	13833B2	N/A	N/A
32040		40 Watt Circline Lamp	NA	40	150	2800	2850	82	0.8	7.5	13818B	N/A	N/A
32058		58 Watt Circline Lamp	NA	58	200	3700	2850	82	0.8	9.0	13858B	N/A	N/A

Item Number	ENERGY STAR® Item Description	Unit/Ballast Watts	Lamp Watts	Incandescent Comparison (Watts)	Initial Lumens	CCT (Kelvin)	CRI	MOL/Height (Inches)	Diameter/Width (Inches)	Replacement Bracket	Replacement Lamp	Base Type	Circline
-------------	----------------------------------	--------------------	------------	---------------------------------	----------------	--------------	-----	---------------------	-------------------------	---------------------	------------------	-----------	----------

T9 CIRCLINE ADAPTERS WITH LAMP, ELECTRONIC, NPF, 10,000 HOUR, 2850K

1702220	22 Watt Circline Adapter with 20 Watt Lamp	22	20	75	1200	2850	82	3.7	6.0	13820B	32020	E26	
17022L	22 Watt Circline Adapter with 22 Watt Lamp	22	22	90	1400	2850	82	3.7	8.0	13822B	32022	E26	
17030L	30 Watt Circline Adapter with 30 Watt Lamp	30	30	120	2000	2850	82	3.7	9.0	13830B	32030	E26	
1703630	36 Watt Circline Adapter with 30 Watt Lamp	36	30	125	2100	2850	82	3.7	9.0	13830B	32030	E26	

T9 CIRCLINE ADAPTERS WITH LAMP, ELECTRONIC, HPF, 10,000 HOUR, 2850K

1252220	22 Watt Circline Adapter and Lamp	22	20	75	1100	2850	82	3.7	6.0	13820B	32020	E26
12522L	22 Watt Circline Adapter and Lamp	22	22	90	1400	2850	82	3.7	8.0	13822B	32022	E26
12530L	30 Watt Circline Adapter and Lamp	30	30	120	2000	2850	82	3.7	9.0	13830B	32030	E26
1253022	30 Watt Circline Adapter with 22 Watt Lamp	30	22	90	1400	2850	82	3.7	8.0	13822B	32022	E26
1253630	36 Watt Circline Adapter with 30 Watt Lamp	36	30	125	2100	2850	82	3.7	9.0	13830B	32030	E26

T9 CIRCLINE LAMPS, 10,000 HOUR, 2850K

32020	20 Watt Circline Lamp	NA	20	75	1200	2850	NA	1.0	6.0	13820B	N/A	N/A	
32022	22 Watt Circline Lamp	NA	22	90	1400	2850	NA	1.0	8.0	13822B	N/A	N/A	
32030	30 Watt Circline Lamp	NA	30	120	2000	2850	NA	1.0	9.0	13830B	N/A	N/A	

CIRCLINE BALLASTS, NPF


17022	22 Watt Circline Ballast	22	NA	NA	NA	NA	NA	NA	NA	NA	N/A	E26	
17030	30 Watt Circline Ballast	30	NA	NA	NA	NA	NA	NA	NA	NA	N/A	E26	
17033	33 Watt Circline Ballast	33	NA	NA	NA	NA	NA	NA	NA	NA	N/A	E26	
17036	36 Watt Circline Ballast	36	NA	NA	NA	NA	NA	NA	NA	NA	N/A	E26	
17040	40 Watt Circline Ballast	40	NA	NA	NA	NA	NA	NA	NA	NA	N/A	E26	
17058	58 Watt Circline Ballast	58	NA	NA	NA	NA	NA	NA	NA	NA	N/A	E26	
16533	33 Watt 3-Way Circline Ballast	33	NA	NA	NA	NA	NA	NA	NA	NA	N/A	E26	

CIRCLINE BALLASTS, HPF

12522	22 Watt Circline Ballast	22	NA	NA	NA	NA	NA	NA	NA	NA	N/A	E26	
12530	30 Watt Circline Ballast	30	NA	NA	NA	NA	NA	NA	NA	NA	N/A	E26	
12536	36 Watt Circline Ballast	36	NA	NA	NA	NA	NA	NA	NA	NA	N/A	E26	


Two Piece SpringLamps

TWO PIECE REPLACEMENT LAMPS, TCX BASE, PL 4-PIN, AMALGAM, 10,000 HOUR




Item Number	ENERGY STAR® Item Description	Lamp Watts	Incandescent Comparison (Watts)	Initial Lumens	CCT (Kelvin)	CRI	MOL/Height (Inches)	Diameter/Width (Inches)	Base Type
35009M	9 Watt Mini-SpringLamp Replacement	9	40	550	2700	82	3.0	1.8	TCX 4-pin
35011M	11 Watt Mini-SpringLamp Replacement	11	52	650	2700	82	3.0	1.8	TCX 4-pin
35014M	14 Watt Mini-SpringLamp Replacement	14	60	900	2700	82	3.1	1.8	TCX 4-pin
35009	9 Watt SpringLamp Repl	9	35	400	2700	82	2.6	2.2	TCX 4-pin
35011	11 Watt SpringLamp Repl	11	40	550	2700	82	2.8	2.2	TCX 4-pin
35015	15 Watt SpringLamp Repl	15	60	930	2700	82	3.1	2.2	TCX 4-pin
35018	18 Watt SpringLamp Repl	18	75	1150	2700	82	3.4	2.2	TCX 4-pin
35020	20 Watt SpringLamp Repl	20	75	1200	2700	82	3.4	2.2	TCX 4-pin
35023	23 Watt SpringLamp Repl	23	90	1400	2700	82	3.7	2.2	TCX 4-pin
35026	26 Watt SpringLamp Repl	26	100	1750	2700	82	4.3	2.2	TCX 4-pin
35032	32 Watt SpringLamp Repl	32	125	2100	2700	82	4.8	2.2	TCX 4-pin
35042	42 Watt SpringLamp Repl	42	150	2800	2700	82	5.6	2.5	TCX 4-pin

SPRINGLAMP DIMMABLE REPLACEMENT LAMPS, TCX BASE, PL 4-PIN AMALGAM, 10,000 HOUR



36009	9 Watt SpringLamp	9	35	400	2700	82	2.6	2.2	TCX 4-pin
36011	11 Watt SpringLamp	11	40	550	2700	82	2.8	2.2	TCX 4-pin
36015	15 Watt SpringLamp	15	60	930	2700	82	3.1	2.2	TCX 4-pin
36018	18 Watt SpringLamp	18	75	1150	2700	82	3.4	2.2	TCX 4-pin
36020	20 Watt SpringLamp	20	75	1200	2700	82	3.4	2.2	TCX 4-pin

TWO PIECE REPLACEMENT LAMPS, ANSI BASE, PL 4-PIN, AMALGAM, 10,000 HOUR



33009M	9 Watt Mini-SpringLamp	9	40	550	2700	82	3.0	1.8	G24Q-1
33011M	11 Watt Mini-SpringLamp	11	52	650	2700	82	3.0	1.8	G24Q-1
33014M	14 Watt Mini-SpringLamp	14	60	900	2700	82	3.1	1.8	G24Q-1
33011	11 Watt SpringLamp	11	40	550	2700	82	3.4	2.2	G24Q-1
33015	15 Watt SpringLamp	15	60	930	2700	82	3.7	2.2	G24Q-1
33018	18 Watt SpringLamp	18	75	1150	2700	82	4.0	2.2	G24Q-2
33020	20 Watt SpringLamp	20	75	1200	2700	82	4.0	2.2	G24Q-2
33023	23 Watt SpringLamp	23	90	1400	2700	82	4.2	2.2	G24Q-3
33026	26 Watt SpringLamp	26	100	1750	2700	82	4.8	2.2	G24Q-3
33032	32 Watt SpringLamp	32	125	2100	2700	82	5.3	2.2	G24Q-3
33042	42 Watt SpringLamp	42	150	2800	2700	82	5.6	2.5	G24Q-3

800.324.1496 | tcp.com

Compact Fluorescent Lamps


2010 LAMPS & BALLASTS
Spring/Summer Catalog

Item Number	ENERGY STAR®	Item Description	Unit/Ballast Watts	Incandescent Comparison (Watts)	Initial Lumens	CCT (Kelvin)	CRI	MOL/Height (Inches)	Diameter/Width (Inches)	Input Line	Base Type
-------------	--------------	------------------	--------------------	---------------------------------	----------------	--------------	-----	---------------------	-------------------------	------------	-----------

GU 24 Base

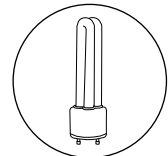
GU24 SpringLamps, 10,000 Hour

33109SP	★	9 Watt SpringLamp	9	45	550	2700	82	3.4	1.8	.15A	GU24
33113SP	★	13 Watt SpringLamp	13	60	900	2700	82	3.6	1.8	.22A	GU24
33118SP	★	18 Watt SpringLamp	18	75	1200	2700	82	3.8	2.3	.30A	GU24
33123SP	★	23 Watt SpringLamp	23	90	1600	2700	82	4.4	2.4	.43A	GU24
33127SP	★	27 Watt SpringLamp	27	100	1850	2700	82	4.8	2.4	.45A	GU24
33132SP	★	32 Watt SpringLamp	32	120	2200	2700	82	5.1	2.7	.53A	GU24
33142SP		42 Watt SpringLamp	42	150	2800	2700	82	5.9	2.8	.70A	GU24
33213SSP	★	13 Watt Low Profile	13	60	900	2700	82	2.3	3.2	.22A	GU24



GU24 PL Lamps, 8,000 Hour

33109Q		9 Watt Quad Tube	9	45	500	2700	82	4.5	1.5	.15A	GU24
33113Q		13 Watt Quad Tube	13	60	750	2700	82	4.5	1.5	.22A	GU24
33118Q		18 Watt Quad Tube	18	75	1150	2700	82	6.1	1.5	.30A	GU24
33126Q		26 Watt Quad Tube	26	100	1700	2700	82	7.1	1.8	.43A	GU24



800.324.1496 | tapi.com

Compact Fluorescent Lamps

2010 LAMPS & BALLASTS
Spring/Summer Catalog

GU 24 Base Covered Lamps

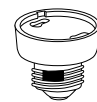
GU24 Base Sockets

GU24 COVERED LAMPS, 8,000 HOUR

Item Number	ENERGY STAR® Item Description	Unit/Ballast Watts	Incandescent Comparison (Watts)	Initial Lumens	CCT (Kelvin)	CRI	MOL/Height (Inches)	Diameter/Width (Inches)	Input Line	Base Type
33109A19	9 Watt A Lamp	9	40	450	2700	82	3.6	2.3	.15A	GU24
33114A19	★ 14 Watt A Lamp	14	60	800	2700	82	4.3	2.4	.23A	GU24
33119A19	19 Watt A Lamp	19	60	900	2700	82	5.3	2.8	.32A	GU24
33109G25	9 Watt G25 Globe	9	40	450	2700	82	4.0	3.2	.15A	GU24
33114G25	★ 14 Watt G25 Globe	14	60	800	2700	82	4.6	3.2	.23A	GU24
33114G30	14 Watt G30 Globe	14	60	800	2700	82	5.3	3.7	.23A	GU24
33119G30	19 Watt G30 Globe	19	75	950	2700	82	5.5	3.7	.32A	GU24
33114G40	14 Watt G40 Globe	14	60	800	2700	82	6.5	5.0	.23A	GU24
33119G40	19 Watt G40 Globe	19	75	950	2700	82	6.5	5.0	.32A	GU24
33109R20	9 Watt R20 Flood	9	25	300	2700	82	3.3	2.5	.15A	GU24
33114R20	14 Watt R20 Flood	14	50	500	2700	82	4.6	2.5	.23A	GU24
33114R30	14 Watt R30 Flood	14	65	650	2700	82	4.6	3.7	.23A	GU24
33116R30	★ 16 Watt R30 Flood	16	75	750	2700	82	4.6	3.7	.27A	GU24
33116R40	16 Watt R40 Flood	16	75	750	2700	82	5.3	4.8	.27A	GU24
33123R40	23 Watt R40 Flood	23	120	1200	2700	82	5.3	4.8	.38A	GU24
33116P30	16 Watt Par30 Flood	16	75	750	2700	82	4.8	3.7	.27A	GU24
33123P38	23 Watt Par 38 Flood	23	90	1200	2700	82	5.3	4.8	.38A	GU24
33114PF20	14 Watt Par Flat 20 Flood	14	65	350	2700	82	4.0	2.5	.23A	GU24
33116PF30	14 Watt Par Flat 30 Flood	14	65	750	2700	82	4.2	3.7	.27A	GU24
33123PF38	23 Watt Par Flat 38 Flood	23	90	1000	2700	82	4.8	4.8	.38A	GU24

GU24 SOCKETS

331SKTLKT	Socket Lock It
331002SKT	2 Way Socket - 12", 24", 72" Lengths
331SPRCLP	Spring Clip Ceiling Applications
331SDSKT	For Vanity Lights and Ceiling Fixtures
331003SKT	Recessed Can Socket
331004SKT	Clips into Recessed Can
331005SKT	Clips into Recessed Can
331EXTNT	Socket Extender
331SDADJ	Adjustable for Vanity Applications
331THSKT	Pendant Mount Socket
331SWTCH	Socket with Switch



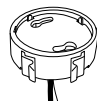
331SKTLKT



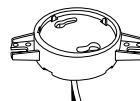
331002SKT



331SPRCLP



331SDSKT



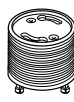
331003SKT



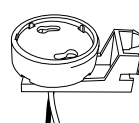
331004SKT



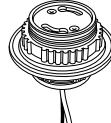
331005SKT



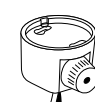
331EXTN



331SDADJ



331THSKT



331SWTCH

800.324.1496 | tcp.com

Compact Fluorescent Lamps

2010 LAMPS & BALLASTS
Spring/Summer Catalog


TCP PART NUMBER	DESCRIPTION	MOL (INCHES)	DIAMETER (INCHES)	MOL WITH LAMP (INCHES)	SPRINGLAMPS MAX. LAMP SIZE
-----------------	-------------	--------------	-------------------	------------------------	----------------------------

TCP Pro Reflectors – 489, 401 Series

489R3013	Fits 48909, 48913	3.0	3.7	4.4	13 Watt
489R4013	Fits 48909, 48913	3.0	4.7	4.4	13 Watt
489R3023	Fits 48918, 48923, 40114	3.4	3.7	4.9	23 Watt
489R4023	Fits 48918, 48923, 40114	3.4	4.7	4.9	23 Watt
401R4023	Fits 40123	3.7	4.7	5.4	23 Watt

ALUMINUM REFLECTORS FOR 1 PIECE LAMPS (Friction Fit)

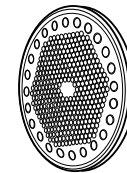
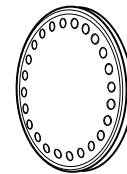
201M20	M20 Mini Reflector	2.7	2.5	4.0	13 Watt
201M30	M30 Mini Reflector	2.9	3.7	4.2	13 Watt
201M3018	M30 Mini Reflector/18w	3.3	3.7	4.9	18 Watt
201M3023	M30 Mini Reflector/23w	3.7	3.7	5.0	23 Watt
201M40	M40 Mini Reflector	3.0	4.7	4.4	13 Watt
201M4018	M40 Mini Reflector/18w	3.3	4.6	4.8	18 Watt
201M4023	M40 Mini Reflector/23w	3.6	5.0	5.0	23 Watt
101R30	R30 Reflector	3.7	3.7	5.4	27 Watt
101R40	R40 Reflector	4.5	4.7	6.2	32 Watt
101R50	R50 Reflector	5.6	5.6	7.5	32 Watt



SNAP-ON REFLECTOR COVERS

10R30CV*	R30 Reflector cover, vented 3.8" diameter
10R40CV*	R40 Reflector cover, vented 4.7" diameter
10R50CV*	R50 Reflector cover, vented 5.8" diameter

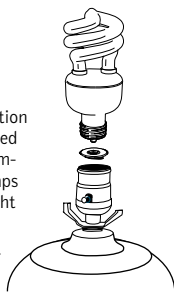
* Use PV instead of CV for Prismatic Vented reflector covers



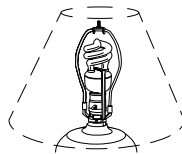
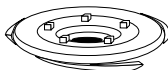
Prismatic Vented cover

Permanent Installation Disk

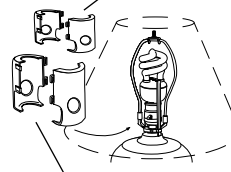
A Permanent Installation Disk (10PERM) is used to allow only TCP Compact Fluorescent Lamps to fit in a standard light socket to qualify for energy saving rebates.



10PERM



10LOCK

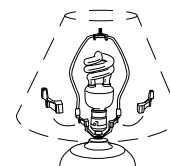


12LOCK for long sockets (2.34" MOL)

13LOCK for short sockets (1.96" MOL)

Vandal Resistant Devices

The Vandal Resistant Devices (10LOCK, 12LOCK and 13LOCK) are used to help prevent bulb theft. Use 10LOCK with all lamps except covered lamps. Use 12LOCK or 13LOCK with all lamps except candelabra base lamps.



Lamp Harp Extenders

Simply slip on harp ends to extend and fit around larger size bulbs.

Item #	Description
10PERM	Permanent Installation Disk

Item #	MOL	Description
10LOCK	N/A	Vandal Resistant Device
12LOCK	2.34"	Vandal Resistant Device
13LOCK	1.96"	Short, snap-on VRD

Item #	Description
15HEXT	Harp Extenders (set of 2)

TCP PART NUMBER	DESCRIPTION	USE WITH THESE LAMPS
-----------------	-------------	----------------------

201M20	 Mini Aluminum R20	 Mini SpringLamps 28909, 28913, 28009, 28013
201M30	 Mini Aluminum R30	 Mini SpringLamps 28909, 28913, 28009, 28013
201M3018	 Mini Aluminum R30	 Mini SpringLamps 18214, 28918, 28018, 18209
201M3023	 Mini Aluminum R30	 Mini SpringLamps 28923, 28023, 18220, 18223
201M40	 Mini Aluminum R40	 Mini SpringLamps 28909, 28913, 28009, 28013
201M4018	 Mini Aluminum R40	 Mini SpringLamps 18214, 28918, 28018, 18209
201M4023	 Mini Aluminum R40	 Mini SpringLamps 28923, 28023, 18220, 18223
101R30	 Aluminum R30	 SpringLamp 10109, 10111
101R40	 Aluminum R40	 SpringLamp 10109, 10111, 28932
101R50	 Aluminum R50	 SpringLamp 10109, 10111, 28932
201M3027M	 Aluminum R30	 SpringLamp 28927M, 28027M, 10115, 10120, 10123, 18227
201M4027M	 Aluminum R40	
RR101M	 Adapter fits into 101M20, 101M30, 101M40	 Mini SpringLamps 28909, 28913, 28009, 28013
RR101M19	 Adapter fits into 101M3019, 101M4019	 Mini SpringLamps 28918, 28018
RR27M	 Adapter fits into 101R20, 101R30, 101R40	 Mini SpringLamps 28927M, 28027M, 10115, 10120, 10123

800.324.1496 | tcp.com

Compact Fluorescent Lamps

2010 LAMPS & BALLASTS
Spring/Summer Catalog

CFL Warranties

**8,000 Hour Lamps 12 months
LIMITED WARRANTY**

This TCP product is warranted for a period of one year from date of original purchase against defects in materials and workmanship. If this product should fail to operate due to defects in materials or workmanship, simply return this product to the place of purchase or to TCP Service Center (325 Campus Dr, Aurora, OH 44202) along with the original sales receipt within one year of purchase. This product will be repaired or replaced, at TCP's option. This warranty is expressly limited to repair or replacement of the product. This warranty gives the consumer specific legal rights, which vary from state to state.

WARRANTY IS VOID IF PRODUCT IS NOT USED FOR THE PURPOSE FOR WHICH THIS PRODUCT IS MANUFACTURED.

**10,000 Hour Lamps 15 months
LIMITED WARRANTY**

This TCP product is warranted for a period of 15 months from date of original purchase against defects in materials and workmanship. If this product should fail to operate due to defects in materials or workmanship, simply return this product to the place of purchase or to TCP Service Center (325 Campus Dr, Aurora, OH 44202) along with the original sales receipt within 15 months of purchase. This product will be repaired or replaced, at TCP's option. This warranty is expressly limited to repair or replacement of the product. This warranty gives the consumer specific legal rights, which vary from state to state.

WARRANTY IS VOID IF PRODUCT IS NOT USED FOR THE PURPOSE FOR WHICH THIS PRODUCT IS MANUFACTURED.

**489 Series | 4T2 Series
12,000 Hour Lamps 24 Months
LIMITED WARRANTY**

This TCP product is warranted for a period of 24 months from date of original purchase against defects in materials and workmanship. If this product should fail to operate due to defects in materials or workmanship, simply return this product to the place of purchase or to TCP Service Center (325 Campus Dr, Aurora, OH 44202) along with the original sales receipt within 24 months of purchase. This product will be repaired or replaced, at TCP's option. This warranty is expressly limited to repair or replacement of the product. This warranty gives the consumer specific legal rights, which vary from state to state.

WARRANTY IS VOID IF PRODUCT IS NOT USED FOR THE PURPOSE FOR WHICH THIS PRODUCT IS MANUFACTURED.

**50,000 Hour Ballasts 5 Years
LIMITED WARRANTY**

This TCP product is warranted for a period of 5 years from date of original purchase against defects in materials and workmanship. If this product should fail to operate due to defects in materials or workmanship, simply return this product to the place of purchase or to TCP Service Center (325 Campus Dr, Aurora, OH 44202) along with the original sales receipt within 5 years of purchase. This product will be repaired or replaced, at TCP's option. This warranty is expressly limited to repair or replacement of the product. This warranty gives the consumer specific legal rights, which vary from state to state.

WARRANTY IS VOID IF PRODUCT IS NOT USED FOR THE PURPOSE FOR WHICH THIS PRODUCT IS MANUFACTURED.

800.324.1496 | tcp.com

Compact Fluorescent Lamps

2010 LAMPS & BALLASTS
Spring/Summer Catalog



Some of our products contain mercury.
Manage according to Local, State, or Federal Disposal Laws
See: www.lamprecycle.org or call 1-800-771-9335

*All data in this catalog is subject to change without notice.

With the high quality standards all our products must meet, you are guaranteed to have a lighting source that performs in the harshest environments. We've even established a UL client testing laboratory at our corporate headquarters to ensure the safety of every product you use. Our lab is ISO 17025 compliant.

Spring Light™



800.324.1496 | SpringLightCFL.com

TCP SpringLight™

2010 LAMPS & BALLASTS
Spring/Summer Catalog

Item Number	ENERGY STAR®	Item Description	Unit/Ballast Watts	Incandescent Comparison (Watts)	Initial Lumens	CCT (Kelvin)	CRI	MOL/Height (Inches)	Diameter/Width (Inches)	Base Type	Case Quantity
-------------	--------------	------------------	--------------------	---------------------------------	----------------	--------------	-----	---------------------	-------------------------	-----------	---------------

SpringLight™

SPRINGLIGHT™ SPRINGLAMPS®

801009	★	9W SpringLamp 27K	9	40	540	2700	82	4.0	1.8	E26	12
80100935	★	9W SpringLamp 35K	9	40	450	3500	82	4.0	1.8	E26	12
80100941	★	9W SpringLamp 41K	9	40	450	4100	82	4.0	1.8	E26	12
80100950	★	9W SpringLamp 50K	9	40	450	5000	82	4.0	1.8	E26	12
801014	★	14W SpringLamp 27K	14	60	900	2700	82	4.4	1.8	E26	12
8010143	★	14W SpringLamp 27K 3PK	14	60	900	2700	82	4.4	1.8	E26	12
80101435	★	14W SpringLamp 35K	14	60	800	3500	82	4.4	1.8	E26	12
80101441	★	14W SpringLamp 41K	14	60	800	4100	82	4.4	1.8	E26	12
801014413	★	14W SpringLamp 41K 3PK	14	60	800	4100	82	4.4	1.8	E26	12
80101450	★	14W SpringLamp 50K	14	60	800	5000	82	4.4	1.8	E26	12
801019	★	19W SpringLamp 27K	19	75	1200	2700	82	4.4	2.3	E26	12
8010193	★	19W SpringLamp 27K 3PK	19	75	1200	2700	82	4.4	2.3	E26	12
80101935	★	19W SpringLamp 35K	19	75	1100	3500	82	4.4	2.3	E26	12
80101941	★	19W SpringLamp 41K	19	75	1100	4100	82	4.4	2.3	E26	6
801019413	★	19W SpringLamp 41K 3PK	19	75	1100	4100	82	4.4	2.3	E26	6
80101950	★	19W SpringLamp 50K	19	75	1100	5000	82	4.4	2.3	E26	12
801023	★	23W SpringLamp 27K	23	100	1600	2700	82	4.8	2.3	E26	12
8010233	★	23W SpringLamp 27K 3PK	23	100	1600	2700	82	4.8	2.3	E26	12
80102335	★	23W SpringLamp 35K	23	100	1500	3500	82	4.8	2.3	E26	12
80102341	★	23W SpringLamp 41K	23	100	1500	4100	82	4.8	2.3	E26	12
801023413	★	23W SpringLamp 41K 3PK	23	100	1500	4100	82	4.8	2.3	E26	12
80102350	★	23W SpringLamp 50K	23	100	1500	5000	82	4.8	2.3	E26	12
801027	★	27W SpringLamp 27K	27	100	1850	2700	82	5.5	2.4	E26	12
8010273	★	27W SpringLamp 27K 3PK	27	100	1850	2700	82	5.5	2.4	E26	12
80102735	★	27W SpringLamp 35K	27	100	1750	3500	82	5.5	2.4	E26	12
80102741	★	27W SpringLamp 41K	27	100	1750	4100	82	5.5	2.4	E26	12
801027413	★	27W SpringLamp 41K 3PK	27	100	1750	4100	82	5.5	2.4	E26	12
80102750	★	27W SpringLamp 50K	27	100	1750	5000	82	5.5	2.4	E26	12

SPRINGLIGHT™ REFLECTOR LAMPS

802014	★	14w R20 Flood SpringLamp	14	50	495	2700	82	4.3	2.5	E26	12
803014	★	14w R30 Flood SpringLamp	14	65	645	2700	82	5.4	3.7	E26	12
8030142	★	14w R30 Flood SpringLamp 2PK	14	65	645	2700	82	5.4	3.7	E26	12
805023	★	23w Par38 Flood SpringLamp	23	90	1200	2700	82	6.2	4.8	E26	12
8050232	★	23w Par38 Flood SpringLamp 2PK	23	90	1200	2700	82	6.2	4.8	E26	12
804023	★	23w R40 Flood SpringLamp	23	120	1200	2700	82	6.1	4.8	E26	12

SPRINGLIGHT™ GLOBES

8060092	★	9w G25 Globe SpringLamp 2PK	9	40	495	2700	82	4.3	3.1	E26	12
8060142	★	14w G25 Globe SpringLamp 2PK	14	60	800	2700	82	4.3	3.1	E26	12

SPRINGLIGHT™ A-LAMPS

8070092	★	9w A-Lamp SpringLamp 2pk	9	40	450	2700	82	4.1	2.2	E26	12
8070142	★	14w A-Lamp SpringLamp 2pk	14	60	800	2700	82	4.8	3.1	E26	12



SpringLamp



R20 Flood



R30 Flood



R40 Flood



PAR38 Flood



G25 Globe



A-Lamp

800.324.1496 | SpringLightCFL.com

TCP SpringLight™

2010 LAMPS & BALLASTS
Spring/Summer Catalog

SpringLight™ WARRANTY

SpringLamp® 12 months LIMITED WARRANTY

This TCP product is warranted for a period of 12 months from date of original purchase against defects in materials and workmanship. If this product should fail to operate due to defects in materials or workmanship, simply return this product to the place of purchase or to TCP Service Center (325 Campus Dr., Aurora, OH 44202) along with the original sales receipt within 12 months of purchase. This product will be repaired or replaced, at TCP's option. This warranty is expressly limited to repair or replacement of the product. This warranty gives the consumer specific legal rights, which vary from state to state.

WARRANTY IS VOID IF PRODUCT IS NOT USED FOR THE PURPOSE FOR WHICH THIS PRODUCT IS MANUFACTURED.



800.324.1496 | tcp.com

Cold Cathodes

2010 LAMPS & BALLASTS
Spring/Summer Catalog

Cold Cathode - a contemporary and exciting lighting technology that TCP has perfected - is a fitting option where dimming and rapid flashing are desired. Long-lasting, versatile, and energy efficient, our cold cathode lamps are available in a variety of shapes and colors to meet your unique lighting needs.

Cold Cathodes

FEATURES / BENEFITS

Applications:

- Theaters
- Amusement Parks
- Marquees
- Flashing Signs
- Chandeliers
- Decorative Applications
- Sanctuaries
- Recessed Cans
- Downlighting
- Track Lights

- Long life: 25,000 hours
- Cold Cathode lamps are excellent for rapid cycling, flashing and dimming applications
- Special phosphor coating procedure provides excellent color consistency
- Available in medium or candelabra base



A-Lamps



Flame Tips



Decorative



G20 Globes



G25 Globes



G30 Globes



Flat Pars




R20 Floods



R30 Floods

A-Lamps Torpedos

3 WATT S14 COLD CATHODE 120V, 25,000 HOUR (ALSO AVAILABLE IN CANDELABRA)




Item Number	Item Description	Lamp Watts	Incandescent Comparison (Watts)	Initial Lumens	CCT (Kelvin)	CRI	MOL/Height (Inches)	Diameter/Width (Inches)	Lamp Finish
8A03CL	3 Watt Cold Cathode A-Lamp Clear	3	15-20	120	2700	82	3.6	1.7	Clear
8A03F	3 Watt Cold Cathode A-Lamp Frost	3	15-20	120	2700	82	3.6	1.7	Frost
8A03LV	3 Watt Cold Cathode A-Lamp LV	3	15-20	115	2400	82	3.6	1.7	LV
8A03WH	3 Watt Cold Cathode A-Lamp White	3	15-20	120	2700	82	3.6	1.7	White
8A03Y	3 Watt Cold Cathode A-Lamp Yellow	3	15-20	N/A	N/A	N/A	3.6	1.7	Yellow
8A03BL	3 Watt Cold Cathode A-Lamp Blue	3	15-20	N/A	N/A	N/A	3.6	1.7	Blue
8A03GR	3 Watt Cold Cathode A-Lamp Green	3	15-20	N/A	N/A	N/A	3.6	1.7	Green
8A03RD	3 Watt Cold Cathode A-Lamp Red	3	15-20	N/A	N/A	N/A	3.6	1.7	Red

5 WATT A17 COLD CATHODE 120V, 25,000 HOUR (ALSO AVAILABLE IN CANDELABRA)



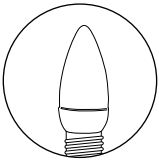
Item Number	Item Description	Lamp Watts	Incandescent Comparison (Watts)	Initial Lumens	CCT (Kelvin)	CRI	MOL/Height (Inches)	Diameter/Width (Inches)	Lamp Finish
8A05CL	5 Watt Cold Cathode A-Lamp Clear	5	25-30	200	2700	82	4.0	2.0	Clear
8A05F	5 Watt Cold Cathode A-Lamp Frost	5	25-30	200	2700	82	4.0	2.0	Frost
8A05LV	5 Watt Cold Cathode A-Lamp LV	5	25-30	190	2400	82	4.0	2.0	LV
8A05WH	5 Watt Cold Cathode A-Lamp White	5	25-30	200	2700	82	4.0	2.0	White
8A05Y	5 Watt Cold Cathode A-Lamp Yellow	5	25-30	N/A	N/A	N/A	4.0	2.0	Yellow
8A05BL	5 Watt Cold Cathode A-Lamp Blue	5	25-30	N/A	N/A	N/A	4.0	2.0	Blue
8A05GR	5 Watt Cold Cathode A-Lamp Green	5	25-30	N/A	N/A	N/A	4.0	2.0	Green
8A05RD	5 Watt Cold Cathode A-Lamp Red	5	25-30	N/A	N/A	N/A	4.0	2.0	Red

8 WATT A19 COLD CATHODE 120V, 25,000 HOUR (ALSO AVAILABLE IN CANDELABRA)



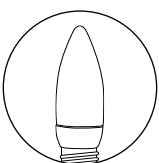
Item Number	Item Description	Lamp Watts	Incandescent Comparison (Watts)	Initial Lumens	CCT (Kelvin)	CRI	MOL/Height (Inches)	Diameter/Width (Inches)	Lamp Finish
8A08CL	8 Watt Cold Cathode A-Lamp Clear	8	35-40	300	2700	82	4.5	2.4	Clear
8A08F	8 Watt Cold Cathode A-Lamp Frost	8	35-40	300	2700	82	4.5	2.4	Frost
8A08LV	8 Watt Cold Cathode A-Lamp LV	8	35-40	280	2400	82	4.5	2.4	LV
8A08WH	8 Watt Cold Cathode A-Lamp White	8	35-40	300	2700	82	4.5	2.4	White
8A08Y	8 Watt Cold Cathode A-Lamp Yellow	8	35-40	N/A	N/A	N/A	4.5	2.4	Yellow
8A08BL	8 Watt Cold Cathode A-Lamp Blue	8	35-40	N/A	N/A	N/A	4.5	2.4	Blue
8A08GR	8 Watt Cold Cathode A-Lamp Green	8	35-40	N/A	N/A	N/A	4.5	2.4	Green
8A08RD	8 Watt Cold Cathode A-Lamp Red	8	35-40	N/A	N/A	N/A	4.5	2.4	Red

3 WATT TORPEDO COLD CATHODE 120V, 25,000 HOUR (ALSO AVAILABLE IN CANDELABRA)



Item Number	Item Description	Lamp Watts	Incandescent Comparison (Watts)	Initial Lumens	CCT (Kelvin)	CRI	MOL/Height (Inches)	Diameter/Width (Inches)	Lamp Finish
8T03CL	3 Watt Cold Cathode Torpedo Clear	3	15-20	120	2700	82	4.0	1.4	Clear
8T03F	3 Watt Cold Cathode Torpedo Frost	3	15-20	120	2700	82	4.0	1.4	Frost
8T03LV	3 Watt Cold Cathode Torpedo LV	3	15-20	115	2400	82	4.0	1.4	LV
8T03WH	3 Watt Cold Cathode Torpedo White	3	15-20	120	2700	82	4.0	1.4	White

5 WATT TORPEDO COLD CATHODE 120V, 25,000 HOUR (ALSO AVAILABLE IN CANDELABRA)




Item Number	Item Description	Lamp Watts	Incandescent Comparison (Watts)	Initial Lumens	CCT (Kelvin)	CRI	MOL/Height (Inches)	Diameter/Width (Inches)	Lamp Finish
8T05CL	5 Watt Cold Cathode Torpedo Clear	5	25-30	200	2700	82	4.4	1.4	Clear
8T05F	5 Watt Cold Cathode Torpedo Frost	5	25-30	200	2700	82	4.4	1.4	Frost
8T05LV	5 Watt Cold Cathode Torpedo LV	5	25-30	190	2400	82	4.4	1.4	LV
8T05WH	5 Watt Cold Cathode Torpedo White	5	25-30	200	2700	82	4.4	1.4	White

Item Number	Item Description	Lamp Watts	Incandescent Comparison (Watts)	Initial Lumens	CCT (Kelvin)	CRI	MOL/Height (Inches)	Diameter/Width (Inches)	Lamp Finish
-------------	------------------	------------	---------------------------------	----------------	--------------	-----	---------------------	-------------------------	-------------

**Torpedos
Flame Tips
Globes**


8 WATT TORPEDO COLD CATHODE 120V, 25,000 HOUR (ALSO AVAILABLE IN CANDELABRA)

8T08CL	8 Watt Cold Cathode Torpedo Clear	8	35-40	300	2700	82	5.8	2.0	Clear
8T08F	8 Watt Cold Cathode Torpedo Frost	8	35-40	300	2700	82	5.8	2.0	Frost
8T08LV	8 Watt Cold Cathode Torpedo LV	8	35-40	280	2400	82	5.8	2.0	LV
8T08WH	8 Watt Cold Cathode Torpedo White	8	35-40	300	2700	82	5.8	2.0	White




3 WATT FLAME TIP COLD CATHODE 120V, 25,000 HOUR (ALSO AVAILABLE IN CANDELABRA)

8TF03CL	3 Watt Cold Cathode Flame Tip Clear	3	15-20	120	2700	82	4.5	1.4	Clear
8TF03F	3 Watt Cold Cathode Flame Tip Frost	3	15-20	120	2700	82	4.5	1.4	Frost
8TF03LV	3 Watt Cold Cathode Flame Tip LV	3	15-20	115	2400	82	4.5	1.4	LV
8TF03WH	3 Watt Cold Cathode Flame Tip White	3	15-20	120	2700	82	4.5	1.4	White




5 WATT FLAME TIP COLD CATHODE 120V, 25,000 HOUR (ALSO AVAILABLE IN CANDELABRA)

8TF05CL	5 Watt Cold Cathode Flame Tip Clear	5	25-30	200	2700	82	4.8	1.4	Clear
8TF05F	5 Watt Cold Cathode Flame Tip Frost	5	25-30	200	2700	82	4.8	1.4	Frost
8TF05LV	5 Watt Cold Cathode Flame Tip LV	5	25-30	190	2400	82	4.8	1.4	LV
8TF05WH	5 Watt Cold Cathode Flame Tip White	5	25-30	200	2700	82	4.8	1.4	White




8 WATT FLAME TIP COLD CATHODE 120V, 25,000 HOUR (ALSO AVAILABLE IN CANDELABRA)

8TF08CL	8 Watt Cold Cathode Flame Tip Clear	8	35-40	300	2700	82	6.4	2.0	Clear
8TF08F	8 Watt Cold Cathode Flame Tip Frost	8	35-40	300	2700	82	6.4	2.0	Frost
8TF08LV	8 Watt Cold Cathode Flame Tip LV	8	35-40	280	2400	82	6.4	2.0	LV
8TF08WH	8 Watt Cold Cathode Flame Tip White	8	35-40	300	2700	82	6.4	2.0	White




G20 GLOBE COLD CATHODE 120V, 25,000 HOUR (ALSO AVAILABLE IN CANDELABRA)

8G2003CL	3 Watt Cold Cathode G20 Globe Clear	3	15-20	120	2700	82	4.0	2.5	Clear
8G2003F	3 Watt Cold Cathode G20 Globe Frost	3	15-20	120	2700	82	4.0	2.5	Frost
8G2003WH	3 Watt Cold Cathode G20 Globe White	3	15-20	120	2700	82	4.0	2.5	White



G25 GLOBE COLD CATHODE 120V, 25,000 HOUR (ALSO AVAILABLE IN CANDELABRA)


8G2503CL	3 Watt Cold Cathode G25 Globe Clear	3	15-20	120	2700	82	4.3	3.1	Clear
8G2503F	3 Watt Cold Cathode G25 Globe Frost	3	15-20	120	2700	82	4.3	3.1	Frost
8G2503WH	3 Watt Cold Cathode G25 Globe White	3	15-20	120	2700	82	4.3	3.1	White
8G2505CL	5 Watt Cold Cathode G25 Globe Clear	5	25-30	200	2700	82	4.3	3.1	Clear
8G2505F	5 Watt Cold Cathode G25 Globe Frost	5	25-30	200	2700	82	4.3	3.1	Frost
8G2505WH	5 Watt Cold Cathode G25 Globe White	5	25-30	200	2700	82	4.3	3.1	White
8G2508CL	8 Watt Cold Cathode G25 Globe Clear	8	35-40	300	2700	82	4.3	3.1	Clear
8G2508F	8 Watt Cold Cathode G25 Globe Frost	8	35-40	300	2700	82	4.3	3.1	Frost
8G2508WH	8 Watt Cold Cathode G25 Globe White	8	35-40	300	2700	82	4.3	3.1	White



Globes
R20s
R30s
Flat Pars


Item Number	Item Description	Lamp Watts	Incandescent Comparison (Watts)	Initial Lumens	CCT (Kelvin)	CRI	MOL/Height (Inches)	Diameter/Width (Inches)	Lamp Finish
-------------	------------------	------------	---------------------------------	----------------	--------------	-----	---------------------	-------------------------	-------------

G30 GLOBE COLD CATHODE 120V, 25,000 HOUR (ALSO AVAILABLE IN CANDELABRA)




8G3008CL	8 Watt Cold Cathode G30 Globe Clear	8	35-40	300	2700	82	4.8	3.1	Clear
8G3008F	8 Watt Cold Cathode G30 Globe Frost	8	35-40	300	2700	82	4.8	3.1	Frost
8G3008WH	8 Watt Cold Cathode G30 Globe White	8	35-40	300	2700	82	4.8	3.1	White

R20 REFLECTOR COLD CATHODE 120V, 25,000 HOUR



8R2003CL	3 Watt Cold Cathode R20 Reflector Clear	3	15-20	100	2700	82	3.4	2.5	Clear
8R2003F	3 Watt Cold Cathode R20 Reflector Frost	3	15-20	100	2700	82	3.4	2.5	Frost
8R2005CL	5 Watt Cold Cathode R20 Reflector Clear	5	25-30	140	2700	82	4.0	2.5	Clear
8R2005F	5 Watt Cold Cathode R20 Reflector Frost	5	25-30	140	2700	82	4.0	2.5	Frost
8R2005Y	5 Watt Cold Cathode R20 Reflector Yellow	5	25-30	N/A	N/A	N/A	4.0	2.5	Yellow
8R2005BL	5 Watt Cold Cathode R20 Reflector Blue	5	25-30	N/A	N/A	N/A	4.0	2.5	Blue
8R2005GR	5 Watt Cold Cathode R20 Reflector Green	5	25-30	N/A	N/A	N/A	4.0	2.5	Green
8R2005RD	5 Watt Cold Cathode R20 Reflector Red	5	25-30	N/A	N/A	N/A	4.0	2.5	Red
8R2005P	5 Watt Cold Cathode R20 Reflector Pink	5	25-30	N/A	N/A	N/A	4.0	2.5	Pink

R30 REFLECTOR COLD CATHODE 120V, 25,000 HOUR



8R3008CL	8 Watt R30 Clear	8	35-40	300	2700	82	4.7	3.7	Clear
8R3008F	8 Watt R30 Frost	8	35-40	300	2700	82	4.7	3.7	Frost
8R3008Y	8 Watt R30 Yellow	8	35-40	N/A	N/A	N/A	4.7	3.7	Yellow
8R3008BL	8 Watt R30 Blue	8	35-40	N/A	N/A	N/A	4.7	3.7	Blue
8R3008GR	8 Watt R30 Green	8	35-40	N/A	N/A	N/A	4.7	3.7	Green
8R3008RD	8 Watt R30 Red	8	35-40	N/A	N/A	N/A	4.7	3.7	Red
8R3008P	8 Watt R30 Pink	8	35-40	N/A	N/A	N/A	4.7	3.7	Pink

FLAT PAR COLD CATHODE 120V, 25,000 HOUR



8PF3008	8 Watt Flat Par30 Clear	8	35-40	260	2700	82	4.9	3.7	Clear
8PF3808	8 Watt Flat Par38 Clear	8	35-40	300	2700	82	5.3	4.8	Clear

Specialty Options

GR Green Coated Glass*

BL Blue Coated Glass*

RD Red Coated Glass*

Y Yellow Coated Glass*

CL Clear Glass

F Frosted Glass

WH White Frosted Glass

LV Warm White Frosted Glass*

P Pink Phosphor*

41K 4100°K Color Temperature*

* Special Order – Call for Availability



MORE REASONS TO USE COLD CATHODES...

- Ideal choice for signs, marquees, and accent lighting
- Suitable for indoor and outdoor (base up) applications
- Energy saving replacing 15-40 watt incandescent bulbs
- Excellent for Flashing and Dimming applications without impacting lamp life
- Infinite dimming from 100 to 10%
- Innovative diagonal mount tube and center post design increases structural integrity of the 8 watt lamp
- Color-coated bulbs UV resistant to fading



Cold Cathode Warranty

**25,000 Hour Cold Cathode 24 Month Warranty
LIMITED WARRANTY**

This TCP product is warranted for a period of 24 months from date of original purchase against defects in materials and workmanship. If this product should fail to operate due to defects in materials or workmanship, simply return this product to the place of purchase or to TCP Service Center (325 Campus Dr., Aurora, OH 44202) along with the original sales receipt within 24 months of purchase. This product will be repaired or replaced, at TCP's option. This warranty is expressly limited to repair or replacement of the product. This warranty gives the consumer specific legal rights, which vary from state to state.

WARRANTY IS VOID IF PRODUCT IS NOT USED FOR THE PURPOSE FOR WHICH THIS PRODUCT IS MANUFACTURED.

Some of our products contain mercury.
Manage according to Local, State, or Federal Disposal Laws
See: www.lamprecycle.org or call 1-800-771-9335

*All data in this catalog is subject to change without notice.

With the high quality standards all our products must meet, you are guaranteed to have a lighting source that performs in the harshest environments. We've even established a UL client testing laboratory at our corporate headquarters to ensure the safety of every product you use. Our lab is ISO 17025 compliant.



800.324.1496 | tcp.com

LED Lamps

2010 LAMPS & BALUSTS
Spring/Summer Catalog

TCP is investing in the bright future of LEDs. Longer life, brilliant light, and higher efficiency are driving our innovation. LEDs are durable, long lasting, and are ideally suited for cold, rough service and hard to reach environments both indoors and outdoors. With strategic global partnerships in place, TCP is poised to become the leader in this exciting, and rapidly growing, lighting category.

Applications:

- Hotels
- Atriums
- Bridges
- Casinos
- Restaurants
- Theaters
- Retail and Display Lighting
- Chandeliers
- Police/Fire Emergency Lights
- Indicator Lights
- Manufacturing Lines

LEDs

FEATURES / BENEFITS

- Long life; 25,000 – 50,000 hours
- LED lamps are excellent for rapid cycling, vibration and hard-to-reach applications
- Extremely low energy consumption
- Excellent color consistency from bulb to bulb
- Available in vibrant LED colors



Decorative Series



Elevator Lamps



LG Series – Festive Globes



LC Series – Decorative



Holiday Lights



LT Series – Indicator Lamps



LR Series – Reflectors



Dimmable LED Deco Lamps

LED BULB LAMPS – CLEAR DECORATIVE, FULLY DIMMABLE, 25,000 HOURS



Fully Dimmable!
from 0% to 100%

Item Number	Item Description	Lamp Watts	Incandescent Comparison (Watts)	Voltage	MOL/Height (Inches)	Diameter	Color	Lamp Finish	Lumens	Base Type	STK or SPC
LDCT3WH30K	LED 3 Watt Decorative Candelabra Torpedo, White (3000K)	2.6	15 - 25	120	4.2	1.25	White (3000K)	Clear	92	E12	STK
LDCF3WH30K	LED 3 Watt Decorative Candelabra Flame, White (3000K)	2.6	15 - 25	120	4.7	1.25	White (3000K)	Clear	85	E12	STK
LDCT3WH30KCC	LED 3 Watt Decorative Candelabra Torpedo, Crystal Cut, White (3000K)	2.6	15-25	120	4.2	1.2	White (3000K)	Crystal Cut	85	E12	STK
LDCG163WH30K	LED 3 Watt G16.5 Candelabra Globe, White (3000K)	2.6	15-25	120	2.8	2.0	White (3000K)	Clear	85	E12	STK
LDT3WH30K	LED 3 Watt Decorative Torpedo, White (3000K)	2.6	15 - 25	120	4.2	1.25	White (3000K)	Clear	92	E26	STK
LDF3WH30K	LED 3 Watt Decorative Flame, White (3000K)	2.6	15 - 25	120	4.7	1.25	White (3000K)	Clear	85	E26	STK
LDT3WH30KCC	LED 3 Watt Decorative Torpedo, Crystal Cut, White (3000K)	2.6	15-25	120	4.2	1.25	White (3000K)	Crystal Cut	85	E26	STK
LDG163WH30K	LED 3 Watt G16.5 Globe, White (3000K)	2.6	15-25	120	2.8	2.0	White (3000K)	Clear	85	E26	STK
LDA153WH30K	LED 3 Watt Decorative A-Lamp, White (3000K)	2.6	15-25	120	4.2	2.0	White (3000K)	Clear	85	E26	STK

3 YEAR WARRANTY

NO COMPROMISES

These fully dimmable lamps are perfect for applications such as chandeliers and decorative wall fixtures and UL Damp Location rating makes them perfect for outdoor fixtures such as coach and porch lights.

Plus these LED lamps are incredibly energy efficient – using only 2.6 watts! So they can pay themselves back quickly on energy savings alone.



Item Number	Item Description	Lamp Watts	Voltage	MOL/Height (Inches)	Diameter	Lumens	Base Type	STK or SPC	Elevator Lamps
LE2W LED ELEVATOR LAMPS, 25,000 HOURS									
LE2W1383	LED 2W 1383 elevator lamp (single contact)	2.2	13 VAC/DC	2.5	1.5	100	BA15S	STK	<p>More Light Output Almost twice as much as Incandescent!</p>
LE2WGBF	LED 2W GBF elevator lamp (double contact)	2.2	13 VAC/DC	1.75	1.5	110	BA15D	STK	

3 YEAR WARRANTY

A NEW LEVEL IN ELEVATOR LIGHTING

Energy savings going up, maintenance costs going down! TCP's LED Elevator Lamp Series is ideal for low voltage elevator lighting applications. These durable LED lamps are the best possible lighting conversion solution when considering energy and maintenance savings.

TCP improves elevator lighting with LED technology.

TCP's LED Elevator Lamp Series reduces energy costs and lighting maintenance while improving overall light output.



Open the door to cost saving opportunities.

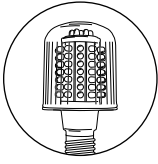


800.324.1496 | tpei.com

LED Lamps

2010 LAMPS & BALASTS
Spring/Summer Catalog

Indicator Lights R Series Lamps

Item Number	Item Description	Lamp Watts	Voltage	MOH/Height (Inches)	Diameter	Color	Lumens	Base Type	STK or SPC	
LT20 LED INDICATOR LAMPS, 50,000 HOURS										
	LT20AMB	LED T20 Indicator Light Amber	5	120	4.8	2.5	Amber	-	E26	STK
	LT20BL	LED T20 Indicator Light Blue	5	120	4.8	2.5	Blue	-	E26	STK
	LT20GR	LED T20 Indicator Light Green	5	120	4.8	2.5	Green	-	E26	STK
	LT20RD	LED T20 Indicator Light Red	5	120	4.8	2.5	Red	-	E26	STK
	LT20WH50K	LED T20 Indicator Light White (5000K)	5	120	4.8	2.5	White (5000K)	50	E26	STK


 **5 YEAR WARRANTY**

LED T6 1/2 WATT INDICATOR LIGHT, 25,000 HOURS

	LT605WAMB	LED 1/2W T6 Candelabra Indicator Light Amber	0.5	120	1.9	0.8	Amber	-	E12	SPC
	LT605WBL	LED 1/2W T6 Candelabra Indicator Light Blue	0.5	120	1.9	0.8	Blue	-	E12	SPC
	LT605WGR	LED 1/2W T6 Candelabra Indicator Light Green	0.5	120	1.9	0.8	Green	-	E12	SPC
	LT605WRD	LED 1/2W T6 Candelabra Indicator Light Red	0.5	120	1.9	0.8	Red	-	E12	STK
	LT605WH30K	LED 1/2W T6 Candelabra Indicator Light, White (3000K)	0.5	120	1.9	0.8	White (3000K)	8	E12	STK
	LT605WH50K	LED 1/2W T6 Candelabra Indicator Light, White (5000K)	0.5	120	1.9	0.8	White (5000K)	8	E12	STK

 **3 YEAR WARRANTY**

LR30 LED LAMP, 50,000 HOURS

	LR30AMB	LED R30 Flood Amber	6	120	5.2	3.8	Amber	-	E26	SPC
	LR30AMBWH30K	LED R30 Flood Amber/White (3000K)	6	120	5.2	3.8	Amber/White 3000K	180	E26	STK
	LR30BL	LED R30 Flood Blue	6	120	5.2	3.8	Blue	-	E26	SPC
	LR30GR	LED R30 Flood Green	6	120	5.2	3.8	Green	-	E26	SPC
	LR30RD	LED R30 Flood Red	6	120	5.2	3.8	Red	-	E26	SPC
	LR30WH30K	LED R30 Flood White (3000K)	6	120	5.2	3.8	White 3000K	230	E26	STK

 **5 YEAR WARRANTY**

LR20 LED LAMP, 50,000 HOURS

	LR20AMB	LED R20 Flood Amber	4	120	3.8	2.5	Amber	-	E26	SPC
	LR20AMBWH30K	LED R20 Flood Amber/White (3000K)	4	120	3.8	2.5	Amber/White 3000K	100	E26	STK
	LR20BL	LED R20 Flood Blue	4	120	3.8	2.5	Blue	-	E26	SPC
	LR20GR	LED R20 Flood Green	4	120	3.8	2.5	Green	-	E26	SPC
	LR20RD	LED R20 Flood Red	4	120	3.8	2.5	Red	-	E26	SPC
	LR20WH30K	LED R20 Flood White (3000K)	4	120	3.8	2.5	White 3000K	130	E26	STK

 **5 YEAR WARRANTY**

Call for availability on special order items (SPC)

Item Number	Item Description	Lamp Watts	Voltage	MOL/Height (Inches)	Diameter	Color	Lumens	Base Type	STK or SPC	Festive™ Lights
LG16 LED FESTIVE™ LAMPS – 120 VOLT, 50,000 HOURS										
LG16120VAMB	LED G16 120V Festive Amber	1	120	3.0	2.0	Amber	–	E26	SPC	
LG16120VTIV	LED G16 120V Festive Tivoli White (1900K)	1	120	3.0	2.0	White (1900K)	15	E26	STK	
LG16120VWH30K	LED G16 120V Festive White (3000K)	1	120	3.0	2.0	White (3000K)	20	E25	STK	
LG16120VWH50K	LED G16 120V Festive White (5000K)	1	120	3.0	2.0	White (5000K)	25	E26	STK	
LG16 LED FESTIVE™ CANDELABRA BASED LAMPS – 120 VOLT, 50,000 HOURS										
LG16C120VAMB	LED G16 Candelabra 120V Festive Amber	1	120	3.0	2.0	Amber	–	E12	SPC	
LG16C120VTIV	LED G16 Candelabra 120V Festive Tivoli White (1900K)	1	120	3.0	2.0	White (1900K)	15	E12	STK	
LG16C120VWH30K	LED G16 Candelabra 120V Festive White (3000K)	1	120	3.0	2.0	White (3000K)	20	E12	STK	
LG16C120VWH50K	LED G16 Candelabra 120V Festive White (5000K)	1	120	3.0	2.0	White (5000K)	25	E12	STK	
LG25 LED FESTIVE™ LAMPS – 120 VOLT, 50,000 HOURS										
LG25120VAMB	LED G25 120V Festive Amber	1	120	4.2	3.1	Amber	–	E26	SPC	
LG25120VTIV	LED G25 120V Festive Tivoli White (1900K)	1	120	4.2	3.1	White (1900K)	20	E26	STK	
LG25120VWH30K	LED G25 120V Festive White (3000K)	1	120	4.2	3.1	White (3000K)	30	E26	STK	
LG25120VWH50K	LED G25 120V Festive White (5000K)	1	120	4.2	3.1	White (5000K)	45	E26	STK	
LG40LED FESTIVE™ LAMPS – 120 VOLT, 50,000 HOURS										
LG40120VAMB	LED G40 120V Festive Amber	1	120	6.0	5.0	Amber	–	E26	SPC	
LG40120VTIV	LED G40 120V Festive Tivoli White (1900K)	1	120	6.0	5.0	White (1900K)	20	E26	STK	
LG40120VWH30K	LED G40 120V Festive White (3000K)	1	120	6.0	5.0	White (3000K)	35	E26	STK	
LG40120VWH50K	LED G40 120V Festive White (5000K)	1	120	6.0	5.0	White (5000K)	45	E26	STK	
LG16 LED FESTIVE™ LAMPS – 24 VOLT, 50,000 HOURS										
LG1624VAMB	LED G16 24V Festive Amber	1	24	3.0	2.0	Amber	–	E26	SPC	
LG1624VWH50K	LED G16 24V Festive White (5000K)	1	24	3.0	2.0	White (5000K)	25	E26	SPC	
LG16 LED FESTIVE™ CANDELABRA BASED LAMPS – 24 VOLT, 50,000 HOURS										
LG16C24VAMB	LED G16 Candelabra 24V Festive Amber	1	24	3.0	2.0	Amber	–	E12	SPC	
LG16C24VWH50K	LED G16 Candelabra 24V Festive White (5000K)	1	24	3.0	2.0	White (5000K)	25	E12	SPC	

800.324.1496 | tpei.com

LED Lamps

2010 LAMPS & BALASTS
Spring/Summer Catalog

5 YEAR WARRANTY

Call for availability on special order items (SPC)

Decorative Lights


Item Number	Item Description	Lamp Watts	Voltage	MOL/Height (Inches)	Diameter	Color	Lumens	Base Type	STK or SPC
-------------	------------------	------------	---------	---------------------	----------	-------	--------	-----------	------------

LED C7 CANDELABRA DECORATIVE LIGHT, 25,000 HOURS



LC7AMB	LED C7 Amber	1	120	2.4	0.9	Amber	-	E12	SPC
LC7BL	LED C7 Blue	1	120	2.4	0.9	Blue	-	E12	SPC
LC7GR	LED C7 Green	1	120	2.4	0.9	Green	-	E12	SPC
LC7RD	LED C7 Red	1	120	2.4	0.9	Red	-	E12	SPC
LC7WH30K	LED C7 White 3000K	1	120	2.4	0.9	White (3000K)	11	E12	STK
LC7WH50K	LED C7 White 5000K	1	120	2.4	0.9	White (5000K)	11	E12	STK

LED C9 CANDELABRA DECORATIVE LIGHT, 25,000 HOURS

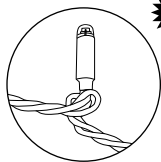


LC9AMB	LED C9 Amber	1	120	3	1.16	Amber	-	E12	SPC
LC9BL	LED C9 Blue	1	120	3	1.16	Blue	-	E12	SPC
LC9GR	LED C9 Green	1	120	3	1.16	Green	-	E12	SPC
LC9RD	LED C9 Red	1	120	3	1.16	Red	-	E12	SPC
LC9WH30K	LED C9 White 3000K	1	120	3	1.16	White (3000K)	11	E12	STK
LC9WH50K	LED C9 White 5000K	1	120	3	1.16	White (5000K)	11	E12	STK

3 YEAR WARRANTY

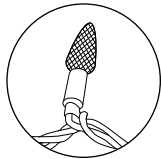
Item Number	Energy Star	Item Description	Lamp Watts	Incandescent Comparison (Watts)	Volts	# of LEDs	Lighted Length	LOC	Color	STK or SPC
-------------	-------------	------------------	------------	---------------------------------	-------	-----------	----------------	-----	-------	------------

50, 100 LED HOLIDAY LIGHTS, 50,000 HOURS



NEW

L50CXMWH	★	LED 50 Holiday White – Heavy Duty	4.6	20	120	50	13' 9"	3.0"	White	SPC
L50XMWH	★	LED 50 Holiday White	4.6	20	120	50	16' 8"	4.0"	White	SPC
L50XMWMWH	★	LED 50 Holiday Warm White	4.6	20	120	50	16' 8"	4.0"	Warm White	SPC
L50XMMULTI	★	LED 50 Holiday Multi	2.4	20	120	50	16' 8"	4.0"	Multi R,Y,B,G	SPC
L50XMSMULTI	★	LED 50 Holiday Multi C3	2.4	20	120	50	16' 8"	4.0"	Multi R,Y,B,G	SPC



C3-Shape

L100XMAMB	★	LED 100 Holiday Amber	4.5	40	120	100	33' 4"	4.0"	Amber	SPC
L100XMWH	★	LED 100 Holiday White	9.1	40	120	100	33' 4"	4.0"	White	SPC
L100XMWMWH	★	LED 100 Holiday Warm White	9.1	40	120	100	33' 4"	4.0"	Warm White	SPC
L100XSMULTI	★	LED 100 Holiday Multi C3	5.3	40	120	100	33' 4"	4.0"	Multi R,Y,B,G	SPC

3 YEAR WARRANTY

HOLIDAY LIGHTS SUBJECT TO CHANGE. CHECK OFTEN FOR NEW ITEMS.

LED Warranty

LIMITED WARRANTY

This TCP product is warranted for the period, as specified in each product section of this catalogue, from the date of purchase against defects in material and workmanship. If this product should fail to operate due to defects in material or workmanship, simply return this product to the place of purchase or to TCP Service Center (325 Campus Drive, Aurora, OH 44202) along with the original sales receipt within the number of years of purchase, as specified in each product section. This product will be repaired or replaced, at TCP's option. This warranty is expressly limited to repair or replacement of the product. This warranty gives the consumer specific legal rights, which vary from state to state.

WARRANTY IS VOID IF PRODUCT IS NOT USED FOR THE PURPOSE FOR WHICH THIS PRODUCT IS MANUFACTURED.

*All data in this catalog is subject to change without notice.
Call for availability on special order items (SPC)

TCP is committed to providing high quality CFLs that are the benchmark in energy efficiency. TCP's compact fluorescent light bulbs use 75% less energy than standard incandescent bulbs and last up to 10 times longer. By selecting energy saving lighting, you will be working toward reducing your energy bills and significantly reducing greenhouse gases into our air.

TCP is proud to be
ENERGY STAR®
 Partner of the Year 2010.

SUSTAINABLE SOLUTIONS
 ENERGY EFFICIENT
 LED LAMPS
 CFLs
 LESS GAS EMISSIONS



PARTNER OF THE YEAR



800.324.1496 | tcpj.com

HID Lamps

2010 LAMPS & BALUSTS
Spring/Summer Catalog

TCP's robust HID product selection is one of the reasons TCP is the energy efficient lighting leader. Our Metal Halide products feature Pulse Plus™ starting for fast warm-up. We also offer several lamps featuring UV Guard™ which provides up to a 90% reduction in ultraviolet light output. Rounding out this category, our High Pressure Sodium lamps are practical, long lasting, and efficient.

Applications:

- Street Lights
- Parking Lots
- Roadways
- Warehouses
- Interior High Bays
- Exterior/Landscape Lighting
- Industrial Lighting

HID

FEATURES / BENEFITS

- Long life
- Energy efficient
- Available in multiple wattages
- Indoor and outdoor usage
- Available with UV Guard™



LU35/MED



MH 400W/U



MH 1000W/U



MP 350W/BU/UVG/PS



LU1000/MOG



MH 175W/C/U



MP 70W/U/UVG/PS



MP 400W/BU/UVG




800.324.1496 | tcp.com

HID Lamps

2010 LAMPS & BALUSTS
Spring/Summer Catalog


Metal Halide Pulse Plus

50 WATT PULSE PLUS METAL HALIDE, 1-2 MINUTES WARM UP TIME




Item Number	Item Description	ANSI Ballast Code	Initial Lumens	Mean Lumens	Lamp Life	CCT (Kelvin)	Restrike (Minutes)	CRI	Finish	Operating Position	Base	Bulb Type	Stocking or Special
46110	MH 50W/U/PS	M110/E	3400V 3100H	2200V 2000H	10000V 7500H	4000	1-2	65	Clear	U	E26	ED17	STK
46111	MH 50W/C/U/PS	M110/E	3200V 2900H	2100V 1900H	10000V 7500H	3700	1-2	70	Coated	U	E26	ED17	STK
46112	MP 50W/U/UVG/PS/3K	M110/O	3200V 2900H	2100V 1900H	10000V 7500H	3200	2-4	65	Clear	U	E26	EDX17	STK
46113	MP 50W/C/U/UVG/PS/3K	M110/O	3000V 2700H	2000V 1800H	10000V 7500H	3200	2-4	70	Coated	U	E26	EDX17	SPC

70 WATT PULSE PLUS METAL HALIDE, 1-2 MINUTES WARM UP TIME



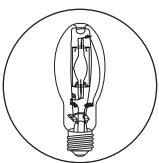
46120	MH 70W/U/PS	M98/E	5600V 5000H	3600V 3300H	15000V 11250H	4000	1-2	65	Clear	U	E26	ED17	STK
46121	MH 70W/C/U/PS	M98/E	5300V 4800H	3400V 3100H	15000V 11250H	3700	2-4	70	Coated	U	E26	ED17	STK
46124	MP 70W/U/UVG/PS	M98/O	5300V 4800H	3400V 3100H	15000V 11250H	4000	2-4	65	Clear	U	E26	EDX17	STK
46127	MP 70W/C/U/UVG/PS	M98/O	5000V 4500H	3300V 3000H	15000V 11250H	3700	2-4	70	Coated	U	E26	EDX17	STK

100 WATT PULSE PLUS METAL HALIDE, 1-2 MINUTES WARM UP TIME



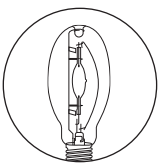
46130	MH 100W/U/PS	M90/E	9000V 8100H	5900V 5300H	15000V 11250H	4000	2-4	65	Clear	U	E26	ED17	STK
46131	MH 100W/C/U/PS	M90/E	8500V 7700H	5500V 5000H	15000V 11250H	3700	3-5	70	Coated	U	E26	ED17	STK
46132	MH 100W/U/PS/3K	M90/E	9000V 8100V	5900V 5300H	15000V 11250H	3200	3-5	65	Clear	U	E26	ED17	STK
46133	MH 100W/C/U/PS/3K	M90/E	8500V 7700H	5500V 5000H	15000V 11250H	3200	2-4	70	Coated	U	E26	ED17	STK
46136	MP 100W/U/UVG/PS	M90/O	8500V 7700H	5500V 5000H	15000V 11250H	4000	3-5	65	Clear	U	E26	EDX17	STK
46139	MP 100W/C/U/UVG/PS	M90/O	8100V 7300H	5300V 4800H	15000V 11250H	3700	3-5	70	Coated	U	E26	EDX17	STK
46134	MH100W/U/ED28/PS	M90/E	9000V 8100H	5900V 5300H	15000V 11250H	4000	2-4	65	Clear	U	E39	ED28	STK

150 WATT PULSE PLUS METAL HALIDE, 1-2 MINUTES WARM UP TIME



46156	MH 150W/U/PS	M102/E	14000V 12600H	10500V 9500H	9500V 8800H	4000	2-4	65	Clear	U	E26	ED17	STK
46158	MH 150W/U/ED28/PS	M102/E	14000V 12600H	10500V 9500H	15000V 11250H	4000	2-4	65	Clear	U	E39	ED28	STK
46150	MP 150W/U/UVG/PS	M102/O	13300V 12000H	10000 V 9000H	15000V 11250H	4000	3-5	65	Clear	U	E26	EDX17	STK
46155	MP 150W/C/U/UVG/PS/3K	M102/O	12600V 11300H	9500V 8500H	15000V 11250H	3700	3-5	70	Coated	U	E26	EDX17	STK
46152	MP 150W/U/UVG/PS/3K	M102/O	13300V 12000H	10000V 9000H	15000V 11250H	3200	3-5	65	Clear	U	E26	EDX17	STK

175 WATT PULSE PLUS METAL HALIDE, 1-2 MINUTES WARM UP TIME



46170	MS 175W/BU/MED/PS	M152/E M137/E	17500	14000	15000	4000	2-4	65	Clear	BU+/-15°	E26	ED17	STK
46171	MS 175W/C/BU/MED/PS	M152/E M137/E	16600	13300	15000	3700	2-4	70	Coated	BU+/-15°	E26	ED17	SPC
46174	MS 175W/BU/PS	M152/E M137/E	17500	14000	15000	4000	2-4	65	Clear	BU+/-15°	E39	ED28	STK
46175	MS 175W/C/BU/PS	M152/E M137/E	16600	13300	15000	3700	2-4	70	Coated	BU+/-15°	E39	ED28	STK
46176	MP 175W/BU/UVG/PS	M152/O M137/O	15000	12400	15000	4000	3-5	65	Clear	BU+/-15°	E39	ED28	SPC
46177	MP 175W/C/BU/UVG/PS	M152/O M137/O	14300	11400	15000	3700	3-5	70	Coated	BU+/-15°	E39	ED28	SPC

Call for availability on special (SPC)


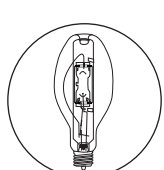

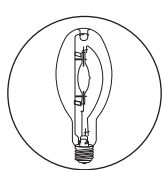
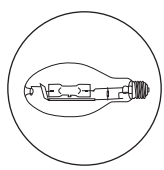
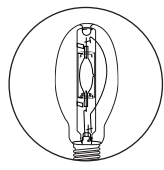
800.324.1496 | tcp.com

HID Lamps

2010 LAMPS & BALLASTS
Spring/Summer Catalog

Metal Halide Pulse Plus

Item Number	Item Description	ANSI Ballast Code	Initial Lumens	Mean Lumens	Lamp Life	CCT (Kelvin)	Restrike (Minutes)	CRI	Finish	Operating Position	Base	Bulb Type	Stocking or Special
200 WATT PULSE PLUS METAL HALIDE, 1-2 MINUTES WARM UP TIME													
46212	MS 200W/V/PS	M136/E	21000	16800	15000	4000	2-4	65	Clear	V+/-15°	E39	ED28	SPC
46213	MS 200W/C/V/PS	M136/E	20000	16000	15000	3700	2-4	70	Coated	V+/-15°	E39	ED28	SPC
46214	MS 200W/BU/MED/PS	M136/E	21000	16800	15000	4000	2-4	65	Clear	BU+/-15°	E26	ED17	STK
46210	MP 200W/BU/UVG/PS	M136/O	20000	16000	15000	4000	3-5	65	Clear	BU+/-15°	EX39	ED28	SPC
46215	MP 200W/C/BU/UVG/PS	M136/O	19000	15200	15000	3700	3-5	70	Coated	BU+/-15°	EX39	ED28	SPC
250 WATT PULSE PLUS METAL HALIDE, 2-3 MINUTES WARM UP TIME													
46222	MS 250W/V/PS	M153/E M138/E	25000	20000	15000	4000	3-5	65	Clear	V+/-15°	E39	ED28	STK
46223	MS 250W/C/V/PS	M153/E M138/E	23800	19000	15000	3700	3-5	70	Coated	V+/-15°	E39	ED28	SPC
46226	MS 250W/HOR/PS	M153/E M138/E	22000	17600	15000	4000	3-5	65	Clear	HOR +/-45°	E39	ED28	STK
46224	MP 250W/BU/UVG/PS	M153/O M138/O	23800	19000	15000	4000	4-6	65	Clear	BU+/-15°	EX39	ED28	STK
46221	MP 250W/C/BU/UVG/PS	M153/O M138/O	22600	17600	15000	3700	4-6	70	Coated	BU+/-15°	EX39	ED28	SPC
320 WATT PULSE PLUS METAL HALIDE, 2-3 MINUTES WARM UP TIME													
46236	MS 320W/V/ED28/PS	M154/E M132/E	33000	26000	20000	4000	4-6	65	Clear	V+/-15°	E39	ED28	STK
46232	MS 320W/V/ED37/PS	M154/E M132/E	33000	26000	20000	4000	4-6	65	Clear	V+/-15°	E39	ED37	SPC
46240	MP 320W/BU/ED28/ UVG/PS	M154/O M132/O	31000	25000	20000	4000	5-8	65	Clear	BU+/-15°	EX39	ED28	STK
46237	MP 320W/C/BU/ED28/ UVG/PS	M154/O M132/O	29000	23000	20000	3700	5-8	70	Coated	BU+/-15°	EX39	ED28	STK
46242	MP 320W/BU/ED37/ UVG/PS	M154/O M132/O	31000	25000	20000	4000	5-8	65	Clear	BU+/-15°	EX39	ED37	SPC
46239	MP 320W/C/BU/ED37/ UVG/PS	M154/O M132/O	29000	23000	20000	3700	5-8	70	Coated	BU+/-15°	EX39	ED37	STK
350 WATT PULSE PLUS METAL HALIDE, 2-3 MINUTES WARM UP TIME													
46250	MS 350W/V/PS	M131/E	37000	29000	20000	4000	4-6	65	Clear	V+/-15°	E39	ED37	SPC
46253	MS 350W/C/V/PS	M131/E	35000	28000	20000	3700	4-6	70	Coated	V+/-15°	E39	ED37	SPC
46254	MS 350W/V/ED28/PS	M131/E	37000	29000	20000	4000	4-6	65	Clear	V+/-15°	E39	ED28	SPC
46258	MP 350W/BU/UVG/PS	M131/O	35000	28000	20000	4000	5-8	65	Clear	BU+/-15°	EX39	ED37	SPC
46257	MP 350W/C/BU/UVG/PS	M131/O	33000	26000	20000	3700	5-8	70	Coated	BU+/-15°	EX39	ED37	STK
46260	MP 350W/BU/ED28/ UVG/PS	M131/O	35000	28000	20000	4000	5-8	65	Clear	BU+/-15°	EX39	ED28	SPC
400 WATT PULSE PLUS METAL HALIDE, 2-3 MINUTES WARM UP TIME													
46274	MS 400W/V/PS	M155/E M135/E	44000	35000	20000	4000	4-6	65	Clear	V+/-15°	E39	ED37	STK
46275	MS 400W/C/V/PS	M155/E M135/E	42000	33000	20000	3700	4-6	70	Coated	V+/-15°	E39	ED37	SPC
46273	MS 400W/C/V/ED28/PS	M155/E M135/E	42000	33000	20000	3700	4-6	70	Coated	V+/-15°	E39	ED28	STK
46280	MP 400W/BU/UVG/PS	M155/O M135/O	41000	33000	20000	4000	5-8	65	Clear	BU+/-15°	EX39	ED37	STK
46279	MP 400W/C/BU/ED28/ UVG/PS	M155/O M135/O	39000	31000	20000	3700	5-8	70	Coated	BU+/-15°	EX39	ED28	STK
46284	MS 400W/HOR/PS	M155/E M135/E	40000	32000	12000	4000	4-6	65	Clear	HOR +/-45°	E39	ED37	SPC
450 WATT PULSE PLUS METAL HALIDE, 2-3 MINUTES WARM UP TIME													
46290	MS 450W/V/PS	M144/E	50000	40000	20000	4000	4-6	65	Clear	V+/-15°	E39	ED37	SPC
46292	MP 450W/BU/UVG/PS	M144/O	47000	37000	20000	4000	5-8	65	Clear	BU+/-15°	EX39	ED37	SPC



Call for availability on special (SPC)

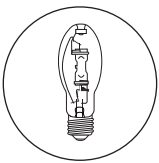
800.324.1496 | tcp.com

HID Lamps

2010 LAMPS & BALLASTS
Spring/Summer Catalog

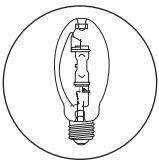
**Metal Halide
Probe Start
High Pressure
Sodium**

175 WATT STANDARD PROBE START METAL HALIDE, 3-5 MINUTES WARM UP TIME



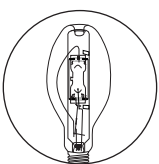
Item Number	Item Description	ANSI Ballast Code	Initial Lumens	Mean Lumens	Lamp Life	CCT (Kelvin)	Restrike (Minutes)	CRI	Finish	Operating Position	Base	Bulb Type	Stocking or Special
46310	MH 175W/U	M57/E	14000V 12600H	9100V 8200H	10000V 7500H	4000	5-10	65	Clear	U	E39	ED28	STK
46311	MH 175W/C/U	M57/E	13300 V 12000H	8600 V 7800H	10000 V 7500H	3700	5-10	70	Coated	U	E39	ED28	STK
46317	MH 175W/U/MED	M57/E	14000V 12600H	9100V 8200H	10000V 7500H	4000	5-10	65	Clear	U	E26	ED17	STK
46319	MH 175W/C/U/MED	M57/E	13300V 12000H	8600V 7800H	10000V 7500H	3700	5-10	70	Coated	U	E26	ED17	STK

250 WATT STANDARD PROBE START METAL HALIDE, 3-5 MINUTES WARM UP TIME



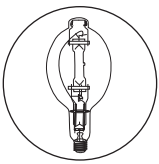
46320	MH 250W/U	M58/E	21000V 18900H	13700V 12300H	10000V 7500H	4000	5-10	65	Clear	U	E39	ED28	STK
46321	MH 250W/C/U	M58/E	20000V 18000H	13000V 11700H	10000V 7500H	3700	5-10	70	Coated	U	E39	ED28	STK

400 WATT STANDARD PROBE START METAL HALIDE, 3-5 MINUTES WARM UP TIME



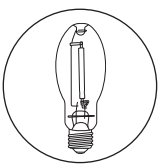
46340	MH 400W/U	M59/E	36000V 32400H	23000V 21100H	20000V 15000H	4000	7-12	65	Clear	U	E39	ED37	STK
46341	MH 400W/C/U	M59/E	34000V 30600H	22000V 19900H	20000V 15000H	3700	7-12	70	Coated	U	E39	ED37	STK
46352	MH 400W/U/ED28	M59/E	36000V 32400H	23000V 21100H	20000V 15000H	4000	7-12	65	Clear	U	E39	ED28	STK
46347	MH 400W/C/U/ED28	M59/E	34000V 30600H	22000V 19900H	20000V 15000H	3700	7-12	70	Coated	U	E39	ED28	SPC
46344	MS 400W/BU	M59/E	40000	26000	20000	4000	7-12	65	Clear	BU+/-15°	E39	ED37	SPC
46345	MS 400W/C/BU	M59/E	38000	24000	20000	3700	7-12	70	Coated	BU+/-15°	E39	ED37	SPC
46346	MP 400W/BU/UVG	M59/O	36000	23000	20000	4000	7-12	65	Clear	BU+/-15°	EX39	ED37	STK

1000 WATT STANDARD PROBE START METAL HALIDE, 3-5 MINUTES WARM UP TIME




46370	MH 1000W/U	M47/E	110000V 99000H	71000V 64400H	12000V 9000H	4000	7-12	65	Clear	U	E39	BT56	STK
-------	------------	-------	-------------------	------------------	-----------------	------	------	----	-------	---	-----	------	-----

HIGH PRESSURE SODIUM, 3 MINUTES WARM UP TIME



Item Number	Item Description	ANSI	Initial Lumens	Mean Lumens	Lamp Life	CCT (Kelvin)	Warm Up (Minutes)	Restrike (Minutes)	CRI	Finish	Diameter (Inches)	Bulb Type	Stocking or Special
48110	LU35/MED	S76	2200	2000	16000+	1900	3	1	22	Clear	2.13	ED17	STK
48120	LU50/MED	S68	4000	3600	24000+	1900	3	1	22	Clear	2.13	ED17	STK
48140	LU70/MED	S62	6400	5800	24000+	2000	3	1	22	Clear	2.13	ED17	STK
48160	LU100/MED	S54	9000	7200	24000+	2000	3	1	22	Clear	2.13	ED17	STK
48180	LU150/55/MED	S55	16000	14400	24000+	2000	3	1	22	Clear	2.13	ED17	STK



Item Number	Item Description	ANSI	Initial Lumens	Mean Lumens	Lamp Life	CCT (Kelvin)	Warm Up (Minutes)	Restrike (Minutes)	CRI	Finish	Diameter (Inches)	Bulb Type	Stocking or Special
48210	LU50/MOG	S68	4000	3600	24000+	2000	3	1	22	Clear	3.00	ED23.5	SPC
48220	LU70/MOG	S62	6400	5800	24000+	2000	3	1	22	Clear	3.00	ED23.5	STK
48230	LU100/MOG	S54	9500	8500	24000+	2000	3	1	22	Clear	3.00	ED23.5	STK
48240	LU150/55/MOG	S55	16000	14400	24000+	2000	3	1	22	Clear	3.00	ED23.5	STK
48250	LU250/MOG	S50	28000	25200	24000+	2100	3	1	22	Clear	2.25	ED18	STK
48260	LU400/MOG	S51	50000	45000	24000+	2100	3	1	22	Clear	2.25	ED18	STK
48270	LU1000/MOG	S52	130000	117000	24000+	2100	3	2	22	Clear	3.12	E25	STK

Call for availability on special (SPC)

800.324.1496 | tcp.com

HID Lamps

2010 LAMPS & BALLASTS
Spring/Summer Catalog

HID Warranties

Metal Halide & High Pressure Sodium Lamps 12 months

LIMITED WARRANTY

This TCP product is warranted for a period of one year from date of original purchase against defects in materials and workmanship. If this product should fail to operate due to defects in materials or workmanship, simply return this product to the place of purchase or to TCP Service Center (325 Campus Drive, Aurora, OH 44202) along with the original sales receipt within one year of purchase. This product will be repaired or replaced, at TCP's option. This warranty is expressly limited to repair or replacement of the product. This warranty gives the consumer specific legal rights, which vary from state to state.

WARRANTY IS VOID IF PRODUCT IS NOT USED FOR THE PURPOSE FOR WHICH THIS PRODUCT IS MANUFACTURED.

High Intensity Discharge Technical Information

Lamp Description Codes

Each TCP lamp has an imprinted monogram code that identifies the important features needed to select a replacement. For better interpretation and selection of lamp types, the lamp description code used to identify TCP lamps appears below. Each lamp description follows the lamp standards used in the industry.

Metal Halide Description Code Example:

Lamp type: MP100W/U/UVG/PS, 100 watt Pulse Plus lamp, open fixture rated, universal burning position, UV Guard™, 4000 Kelvin color temperature.

MP	100W	U	UVG	PS	
Metal Halide Lamp Type	Lamp Wattage	Operating Position, Base-Up	Ultra Violet Guard	Pulse Start Lamp	Color temperature family, 4K unless otherwise stated

High Pressure Sodium Description Code Example:

Lamp type: LU70/MOG, 70 watt universal burning high pressure sodium lamp with a mogul base (E39). All HPS lamps can be used in the universal burn position.

LU	70	MOG
High Pressure Sodium lamp type	Lamp wattage	Mogul base E39

Lamp Description Codes:

- BU** Lamps designed for base up ($\pm 15^\circ$) operating position
- V** Lamps designed for a vertical ($\pm 15^\circ$) operating position
- C** Lamps with a phosphor coated (diffuse) outer jacket
- ED##** Bulb shape and diameter in 1/8 inches (i.e. diameter of ED28 is 3.5 in.)
- LU** High Pressure Sodium
- MED** Medium base E26
- MH** Metal Halide, typically universal "U"
- MH-DE** Double-Ended Metal Halide lamp
- MOG** Mogul base E39
- MP** Lamps with protected (shrouded) arc tube designed for open luminaries
- MS** High output metal halide lamps for dedicated operating positions, a "BU", "V", or "HOR"
- PS** Pulse start lamp
- U** Universal operating position "U"
- UVG** UV Guard™ lamps with reduced ultraviolet output
- HOR** Horizontal operating position (HOR $\pm 45^\circ$)

Metal Halide Warning

LAMP OPERATING CHARACTERISTICS

1) This is a discharge lamp and requires several minutes to restart and come to full brightness after a power interruption. For total load, add auxiliary ballast watts to lamp watts. 2) Color variation from lamp to lamp is an inherent characteristic of metal halide lamps. It is further influenced by variation in the operating conditions and is not an indication of lamp or system failure. As lamps age, a gradual shift in color normally appears.

WARNING: THIS LAMP CAN CAUSE SERIOUS SKIN BURN AND EYE INFLAMMATION FROM SHORTWAVE ULTRAVIOLET RADIATION IF THE OUTER ENVELOPE OF THE LAMP IS BROKEN OR PUNCTURED AND THE ARC TUBE CONTINUES TO OPERATE. DO NOT USE WHERE PEOPLE WILL REMAIN FOR MORE THAN A FEW MINUTES UNLESS ADEQUATE SHIELDING OR OTHER SAFETY PRECAUTIONS ARE USED. CERTAIN TYPES OF LAMPS THAT WILL AUTOMATICALLY EXTINGUISH WHEN THE OUTER ENVELOPE IS BROKEN OR PUNCTURED ARE COMMERCIALY AVAILABLE.

Complies with USA Federal Standard 21 CFR 1040.03 and Canadian Standard SOR/80-381.

If the outer envelope breaks or is punctured and lamp continues to operate, immediately turn power off and remove lamp after it has been cooled. If the arc tube is broken, avoid skin contact with any of the contents and fragments.

Some of our products contain mercury. Manage according to Local, State, or Federal Disposal Laws See: www.lamprecycle.org or call 1-800-771-9335

*All data in this catalog is subject to change without notice.

With the high quality standards all our products must meet, you are guaranteed to have a lighting source that performs in the harshest environments. We've even established a UL client testing laboratory at our corporate headquarters to ensure the safety of every product you use. Our lab is ISO 17025 compliant.

800.324.1496 | tcp.com

HID Lamps

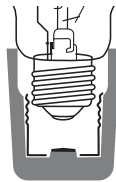
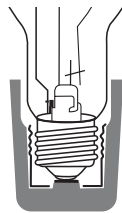
2010 LAMPS & BALLASTS
Spring/Summer Catalog

HID Technical Data

Open Fixture (Type-O) **Enclosed Fixture (Type-E)**

Medium Base

The narrower EDX17 neck allows full insertion into the socket.

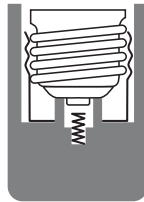



The wider bulb neck will not fit past ceramic neck of socket.

EX26 Socket

Mogul Base

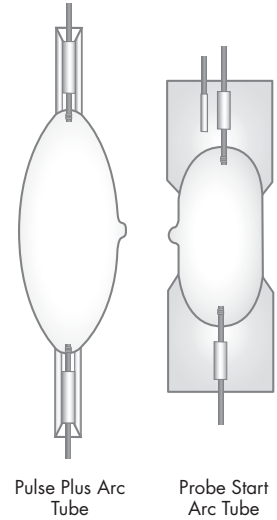
The extended center contact competes the circuit in the socket.



The standard center won't reach the contact in the dedicated socket.

EX39 Socket

Open Fixtures need sockets that only accept Type-O lamps (pink mogul sockets) in order to prevent accidental use of Type-E or enclosed rated lamps.

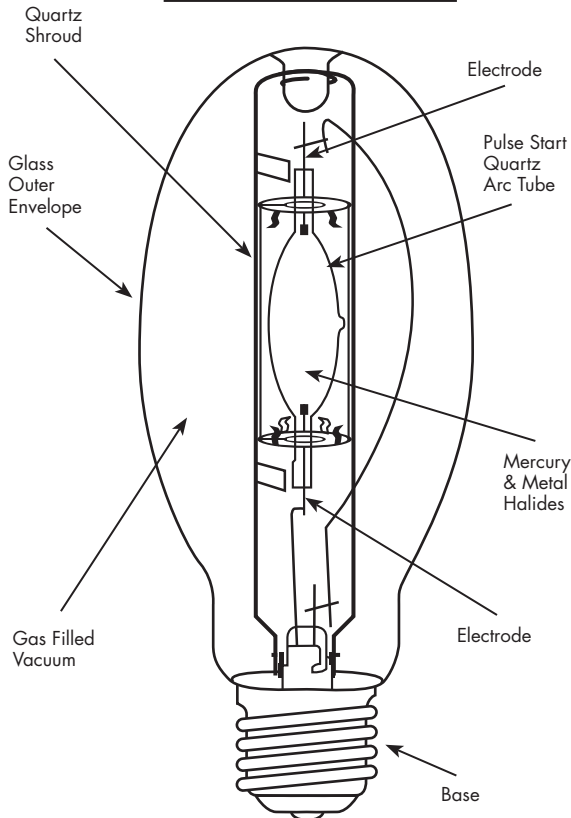


800.324.1496 | tcp.com

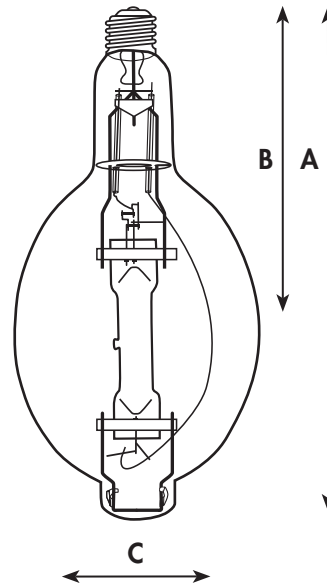
HID Lamps

2010 LAMPS & BALLASTS
Spring/Summer Catalog

Pulse Plus MP Lamp

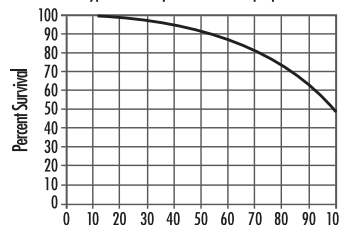


Refer to lamp specification for operating position

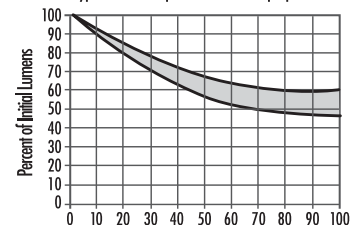



Bulb	(A) MOL	(B) LCL	(C) Bulb Diameter
ED17	5.44"	3.38"	2.13"
ED28	8.31"	5.00"	3.50"
ED37	11.5"	7.00"	4.63"

Typical Mortality Curve—Base Up Operation



Typical Lumen Depreciation—Base Up Operation





800.324.1496 | tcp.com

Linear Lamps & Ballasts

TCP is committed to providing energy efficient lamps and ballasts. Our innovative technology and cost-effective energy saving systems will save you money. TCP's high efficiency T8 system provides a great selection for any application. TCP's universal voltage (120-277v) ballasts reduce the number of models in inventory, as well as eliminate incorrect line voltage wiring errors.

TCP is the only manufacturer you need to fulfill all your linear lighting needs.

In addition to our linear lamps and ballasts, check out our complete line of energy-efficient EcoVations™ fixtures.

Call 800.324.1496 today for a catalog, or visit us online at EcoVationsLighting.com

E C O V A T I O N S™

Linear

Ballasts

FEATURES / BENEFITS

- Universal Voltage
- Multiple Ballast Factors
- Specialized Electronic Circuitry
- High Frequency
- 5 Year Warranty
- Quiet Operation
- Anti-Striation Control
- Active Power Factor Correction



2-Lamp T8 Ballast
E2P59ISUNV



3-Lamp T8 High Ballast
Factor Ballast
E3P32ISUNVHE



Emergency Ballast
20B60

Lamps

FEATURES / BENEFITS


- Long Lamp Life
- High Initial Lumens
- Excellent Lumen Maintenance
- Low Operating Cost
- High Color Rendering
- Various Color Temperatures Available
- Shatter Resistant Coating Available



17W T8 Lamp
31017841



32W T8 Lamp
31032830



U-Bend Lamp
31031835U1



U-Bend Lamp
31032735U6

**Ballasts
T8 Lamps
T5 Lamps**

Item Number	Item Description	Voltage	Ballast Factor	Number of Lamps	THD	Length (Inches)	Width (Inches)	Height (Inches)
-------------	------------------	---------	----------------	-----------------	-----	-----------------	----------------	-----------------

ELECTRONIC INSTANT START BALLASTS, 5 YEAR WARRANTY



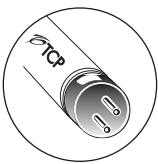
E4P32ISUNVHE	T8 4 Lamp Instant Start, High Ballast Factor, High Efficiency	120-277	1.18	4 or 3	<10%	9.5	16.2	1.20
E4P32ISUNVE	T8 4 Lamp Instant Start, Normal Ballast Factor, High Efficiency	120-277	0.88	4 or 3	<10%	9.5	16.2	1.20
E4P32ISUNVLE	T8 4 Lamp Instant Start, Low Ballast Factor, High Efficiency	120-277	0.78	4 or 3	<10%	9.5	16.2	1.20
E3P32ISUNVHE	T8 3 Lamp Instant Start, High Ballast Factor, High Efficiency	120-277	1.18	3 or 2	<10%	9.5	16.2	1.20
E3P32ISUNVE	T8 3 Lamp Instant Start, Normal Ballast Factor, High Efficiency	120-277	0.88	3 or 2	<10%	9.5	16.2	1.20
E3P32ISUNVLE	T8 3 Lamp Instant Start, Low Ballast Factor, High Efficiency	120-277	0.78	3 or 2	<10%	9.5	16.2	1.20
E2P32ISUNVHE	T8 2 Lamp Instant Start, High Ballast Factor, High Efficiency	120-277	1.18	2 or 1	<10%	9.5	16.2	1.20
E2P32ISUNVE	T8 2 Lamp Instant Start, Normal Ballast Factor, High Efficiency	120-277	0.88	2 or 1	<10%	9.5	16.2	1.20
E2P32ISUNVLE	T8 2 Lamp Instant Start, Low Ballast Factor, High Efficiency	120-277	0.78	2 or 1	<10%	9.5	16.2	1.20
E2P59ISUNV	T8 59W 2 lamp Instant Start, Normal Ballast Factor	120-277	0.88	2 or 1	<10%	9.5	16.2	1.20

* Operates T8 32W, 28W, 25W and 17W Lamps

See spec sheet for input watts, current amps and ballast efficacy factor.

Item Number	Item Description	Lamp Watts	Lamp Life (Hours)	Initial Lumens	Mean Lumens	CCT (Kelvin)	CRI	Diameter (Inches)	Length (Inches)	Base Type	Case Quantity
-------------	------------------	------------	-------------------	----------------	-------------	--------------	-----	-------------------	-----------------	-----------	---------------

T8 LAMPS



31032730	F32T8/730	32	24000	2850	2710	3000	75	1	48	Medium Bi-Pin	25
31032735	F32T8/735	32	24000	2850	2710	3500	75	1	48	Medium Bi-Pin	25
31032741	F32T8/741	32	24000	2850	2710	4100	75	1	48	Medium Bi-Pin	25
31032830	F32T8/830	32	24000	2950	2800	3000	85	1	48	Medium Bi-Pin	25
31032835	F32T8/835	32	24000	2950	2800	3500	85	1	48	Medium Bi-Pin	25
31032841	F32T8/841	32	24000	2950	2800	4100	85	1	48	Medium Bi-Pin	25
31032850	F32T8/850	32	24000	2950	2800	5000	85	1	48	Medium Bi-Pin	25
31028830	F28T8/830	28	24000	2725	2555	3000	85	1	48	Medium Bi-Pin	25
31028835	F28T8/835	28	24000	2725	2555	3500	85	1	48	Medium Bi-Pin	25
31028841	F28T8/841	28	24000	2725	2555	4100	85	1	48	Medium Bi-Pin	25
31028850	F28T8/850	28	24000	2625	2470	5000	85	1	48	Medium Bi-Pin	25
31025730	F25T8/730	25	24000	2125	1925	3000	75	1	36	Medium Bi-Pin	25
31025735	F25T8/735	25	24000	2125	1925	3500	75	1	36	Medium Bi-Pin	25
31025741	F25T8/741	25	24000	2125	1925	4100	75	1	36	Medium Bi-Pin	25
31032830	F32T8/830	25	24000	2225	2050	3000	85	1	36	Medium Bi-Pin	25
31025835	F25T8/835	25	24000	2225	2050	3500	85	1	36	Medium Bi-Pin	25
31025841	F25T8/841	25	24000	2225	2050	4100	85	1	36	Medium Bi-Pin	25
31025850	F25T8/850	25	24000	2225	2050	5000	85	1	36	Medium Bi-Pin	25
31017730	F17T8/730	17	24000	1325	1200	3000	75	1	24	Medium Bi-Pin	25
31017735	F17T8/735	17	24000	1325	1200	3500	75	1	24	Medium Bi-Pin	25
31017741	F17T8/741	17	24000	1325	1200	4100	75	1	24	Medium Bi-Pin	25
31017830	F17T8/830	17	24000	1400	1275	3000	85	1	24	Medium Bi-Pin	25
31017835	F17T8/835	17	24000	1400	1275	3500	85	1	24	Medium Bi-Pin	25
31017841	F17T8/841	17	24000	1400	1275	4100	85	1	24	Medium Bi-Pin	25
31017850	F17T8/850	17	24000	1400	1275	5000	85	1	24	Medium Bi-Pin	25

T8 HIGH LUMEN LAMPS



31032830HL	F32T8/830/HL	32	24000	3100	2915	3000	85	1	48	Medium Bi-Pin	25
31032835HL	F32T8/835/HL	32	24000	3100	2915	3500	85	1	48	Medium Bi-Pin	25
31032841HL	F32T8/841/HL	32	24000	3100	2915	4100	85	1	48	Medium Bi-Pin	25
31032850HL	F32T8/850/HL	32	24000	3100	2915	5000	85	1	48	Medium Bi-Pin	25
31032865HL	F32T8/865/HL	32	24000	3100	2915	6500	85	1	48	Medium Bi-Pin	25

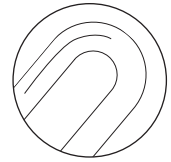
T5 LAMPS



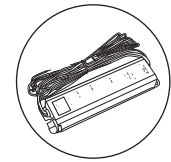
31054830	F54T5H0/830	54	24000	5000	4750	3000	85	0.625	45.2	Miniature Bi-Pin	40
31054835	F54T5H0/835	54	24000	5000	4750	3500	85	0.625	45.2	Miniature Bi-Pin	40
31054841	F54T5H0/841	54	24000	5000	4750	4100	85	0.625	45.2	Miniature Bi-Pin	40
31054850	F54T5H0/850	54	24000	5000	4750	5000	85	0.625	45.2	Miniature Bi-Pin	40
31054865	F54T5H0/865	54	24000	5000	4750	6500	85	0.625	45.2	Miniature Bi-Pin	40
31028T5830	F28T5/830	28	20000	2900	2750	3000	85	0.625	45.2	Miniature Bi-Pin	40
31028T5835	F28T5/835	28	20000	2900	2750	3500	85	0.625	45.2	Miniature Bi-Pin	40
31028T5841	F28T5/841	28	20000	2900	2750	4100	85	0.625	45.2	Miniature Bi-Pin	40
31028T5850	F28T5/850	28	20000	2750	2530	5000	85	0.625	45.2	Miniature Bi-Pin	40
31028T5865	F28T5/865	28	20000	2750	2530	6500	85	0.625	45.2	Miniature Bi-Pin	40

T8 U-Bend Lamps
Linear Emergency Ballast

Item Number	Item Description	Lamp Watts	Lamp Life (Hours)	Initial Lumens	Mean Lumens	CCT (Kelvin)	CRI	Diameter (Inches)	Length (Inches)	Height (Inches)	Base Type	Case Quantity
T8 U-BEND LAMPS												
31032730U6	FB32T8/730/6	32	20000	2750	2475	3000	75	1	22.5	6" leg	Med. Bi-Pin	10
31032735U6	FB32T8/735/6	32	20000	2750	2475	3500	75	1	22.5	6" leg	Med. Bi-Pin	10
31032741U6	FB32T8/741/6	32	20000	2750	2475	4100	75	1	22.5	6" leg	Med. Bi-Pin	10
31032750U6	FB32T8/750/6	32	20000	2750	2475	5000	75	1	22.5	6" leg	Med. Bi-Pin	10
31032830U6	FB32T8/830/6	32	20000	2900	2755	3000	85	1	22.5	6" leg	Med. Bi-Pin	10
31032835U6	FB32T8/835/6	32	20000	2900	2755	3500	85	1	22.5	6" leg	Med. Bi-Pin	10
31032841U6	FB32T8/841/6	32	20000	2900	2755	4100	85	1	22.5	6" leg	Med. Bi-Pin	10
31032850U6	FB32T8/850/6	32	20000	2900	2755	5000	85	1	22.5	6" leg	Med. Bi-Pin	10
31031830U1	FB31T8/830/1	31	20000	2775	2635	3000	85	1	22.5	1-5/8" leg	Med. Bi-Pin	10
31031835U1	FB31T8/835/1	31	20000	2775	2635	3500	85	1	22.5	1-5/8" leg	Med. Bi-Pin	10
31031841U1	FB31T8/841/1	31	20000	2775	2635	4100	85	1	22.5	1-5/8" leg	Med. Bi-Pin	10



Item Number	Item Description	Lumens	# of Lamps Supported
LINEAR FLUORESCENT EMERGENCY BALLASTS, 120 OR 277 VOLTAGE			
20B100	Emergency Ballast 500 Lumens T8 Only	500	1
20B60	Emergency Ballast 700 Lumens T8 Only	700	1 or 2
20B50	Emergency Ballast 1400 Lumens T8 Only	1400	1 or 2
20B30	Emergency Ballast 3000 Lumens T8 or T5	3000	1 or 2
20LP550	Emergency Ballast 800 Lumens T5 Only	800	1
20LP600	Emergency Ballast 1300 Lumens T5 Only	1300	1



Linear Warranties

Electronic Ballast Warranty

Section 1. This TCP product is warranted for a period of five (5) years from date of manufacture against defects in materials and workmanship. If the ballast fails the warranty, the purchaser must return the ballast, at purchaser's expense, directly to TCP using a pre-approved Return Authorization label. Section 2. Upon verification that the ballast was defective during the warranty period, TCP shall promptly, at TCP's expense, make available a repaired or new replacement ballast. Section 3. TCP will pay actual labor expenses for the replacement of defective ballasts, up to a maximum of \$10.00 per ballast. Section 4. The warranty provided shall automatically expire without notice five (5) years after the date of manufacture. Section 5. To the extent permitted by law, TCP shall not be liable for misuse, lost profits, loss of use or other special, indirect or consequential damages resulting from any breach of TCP's warranty, even if TCP has been advised of the possibility of such damages.

THE WARRANTY PROVIDED ABOVE IS EXCLUSIVE AND NO OTHER WARRANTY IS PROVIDED, WHETHER WRITTEN OR ORAL, EXPRESSED OR IMPLIED. TCP SPECIFICALLY DISCLAIMS THE IMPLIED WARRANTIES OF MERCHANTABILITY, NON-INFRINGEMENT AND FITNESS FOR A PARTICULAR PURPOSE OF THE BALLAST, THE TCP TECHNOLOGY CONTAINED THEREIN AND ANY OTHER MATERIALS OR SERVICES PROVIDED HEREUNDER; THE REMEDIES OF SECTION 2 SHALL BE THE SOLE AND EXCLUSIVE REMEDIES WITH RESPECT TO THE LIMITED PRODUCT WARRANTY OF SECTION 1.

T8 & T5 Linear Lamp Warranty

This TCP product is warranted for a period of two (2) years from date of manufacture against defects in materials and workmanship. TCP will pay actual labor expenses for the replacement of defective lamps, up to a maximum of \$1.00 per lamp.

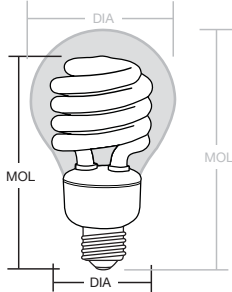
*All data in this catalog is subject to change without notice.



Some of our products contain mercury.
Manage according to Local, State, or Federal Disposal Laws
See: www.lamprecycle.org or call 1-800-771-9335

Product Identification

Bulb Size



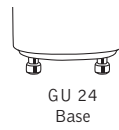
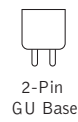
DIA: Diameter of bulb at widest point

MOL: Maximum overall length including base

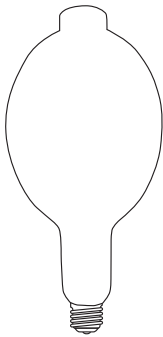
Note: Lamp drawings are not drawn to scale. Be sure to check size and dimensions information when identifying each lamp.

To convert inches to millimeters, multiply the dimension (in inches) by 25.4 (i.e. 1.5" x 25.4 = 38.1mm).

Base Types



HID Lamp Shapes



BT56
Blown
Tubular



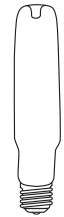
ED37
Elliptical
Dimpled



ED28
Elliptical
Dimpled



ED23.5
Elliptical
Dimpled



ED18
Elliptical
Dimpled



E25
Elliptical



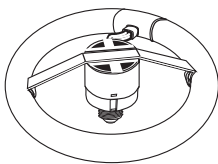
ED17
Elliptical
Dimpled



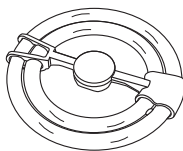
EDX17
Narrow Neck
(Open Fixture)

Compact Fluorescent Shapes

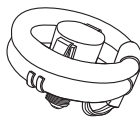
Circline



17030/27 Circline




2D Replacement

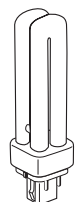


33 Watt Circline

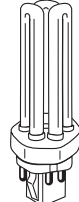
PL Lamps



Twin Tube



Quad Tube




Triple Tube

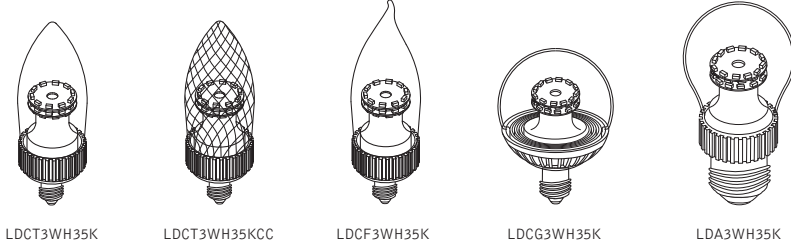
SpringLamp®



Cold Cathode



LED Shapes



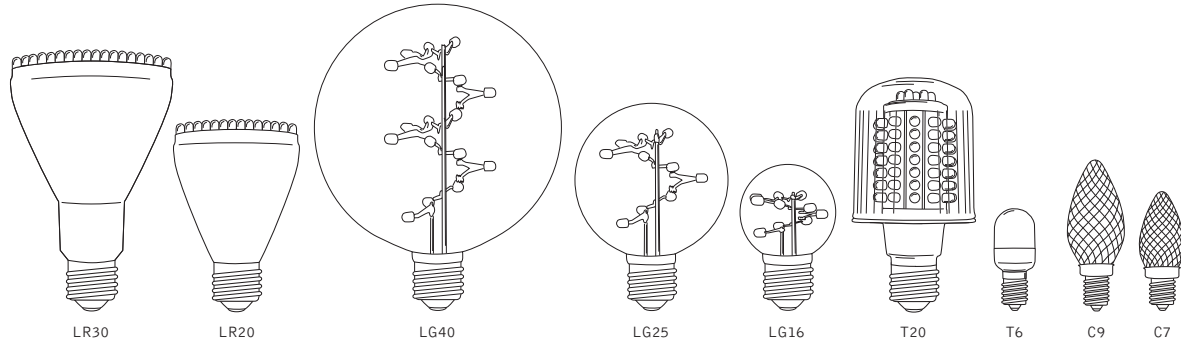
LDCT3WH35K

LDCT3WH35KCC

LDCF3WH35K

LDCG3WH35K

LDA3WH35K



LR30

LR20

LG40

LG25

LG16

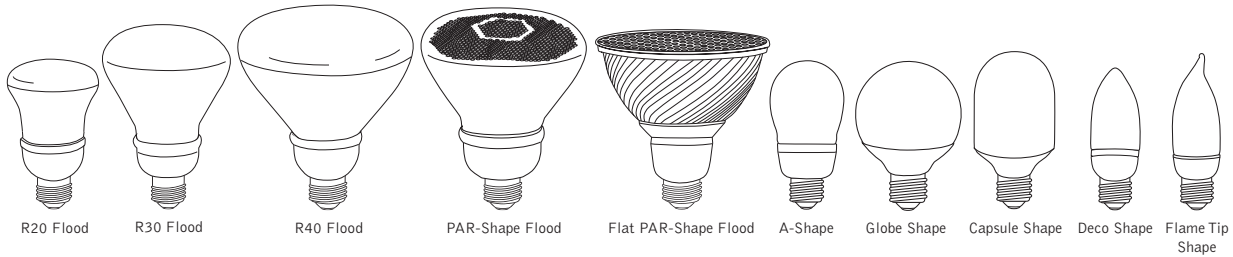
T20

T6

C9

C7

Other Shapes



R20 Flood

R30 Flood

R40 Flood

PAR-Shape Flood

Flat PAR-Shape Flood

A-Shape

Globe Shape

Capsule Shape

Deco Shape

Flame Tip Shape

Light Level Recommendations

IES Recommended Light Levels

Type of Activity

- Public spaces with dark surroundings
- Spaces for short temporary visits (typical hallway)
- Working spaces where visual tasks are only occasionally performed
- Ambient lighting for computer use

Range of Illuminance (in footcandles)

- 2 – 5 fc
- 5 – 10 fc
- 10 – 20 fc
- 20 – 30 fc

Performance of visual tasks:

- High contrast or large size (typical office work) 20 – 50 fc
 - Medium contrast or small size 100 – 200 fc
 - Low contrast or very small size 100 – 200 fc
 - Low contrast and very small size over a prolonged period 200 – 500 fc
 - Very prolonged and exacting visual tasks 500 – 1000 fc
 - Visual tasks of extremely low contrast and small size 1000 – 2000 fc
- *Obtained by combination of general and task lighting

accent lighting

Directional lighting to emphasize a particular object or to draw attention to a part of the field of view. See directional lighting.

adaptation

The process by which the retina of the eye becomes accustomed to more or less light than it was exposed to during an immediately preceding period. It results in a change in the sensitivity of the eye to light.

ANSI American National Standards Institute

The organization that develops voluntary guidelines and produces standards for the electrical and other industries.

arc tube

A completely sealed quartz or ceramic tube where the electrical discharge (arc) occurs and light is generated.

average life

Value for life expectancy of a lamp.

baffle

A single opaque or translucent element to shield a source from direct view at certain angles, or to absorb unwanted light.

ballast

A device used with an electric-discharge lamp to obtain the necessary circuit conditions (voltage, current and wave form) for starting and operating; all fluorescent and HID light sources require a ballast for proper operation. Dimming ballasts are special ballasts which when used together with a dimmer will vary the light output of a lamp.

ballast factor, BF

The measured ability of a particular ballast to produce light from the lamp(s) it powers; ballast factor is derived by dividing the lumen output of a particular lamp/ballast combination by the lumen output of the same lamp(s) on a reference ballast.

base

End of the lamp that inserts into the lamp socket.

beam angle

The angle between the two directions for which the intensity (candlepower) is 50% of the maximum intensity as measured in a plane through the nominal beam centerline (center beam candlepower).

beam spread

(In any plane) the angle between the two directions in the plane in which the candlepower is equal to a stated percent (usually ten percent) of the maximum candlepower in the beam.

brightness

See luminance.

bulb

Outer jacket or envelope of a lamp.

burning position

Position that lamps are designed to operate.

candela, cd

The unit of measure indicating the luminous intensity (candlepower) of a light source in a specific direction; any given light source will have many different intensities, depending upon the direction considered.

candlepower distribution

A curve that represents the variation in luminous intensity (expressed in candelas) in a plane through the light center of a lamp or luminaire; each lamp or lamp/luminaire combination has a unique set of candlepower distributions that indicate how light will be spread.

candlepower distribution curve

A curve, generally polar, representing the variation of luminous intensity of a lamp or luminaire in a plane through the light center.

CCT rating

CCT rating is based on operation at rated watts in the designated operating position. For universal lamps, CCT is rated in the vertical position. All other operating positions will lead to higher values of CCT.

center beam candlepower, CBCP

The intensity of light produced at the center of a reflector lamp, expressed in candelas.

chromaticity

The aspect of color that includes consideration of its dominant wavelength and purity.

coefficient of utilization, CU

The ratio of the luminous flux (lumens) from a luminaire received on the work-plane to the lumens emitted by the luminaire's lamps alone.

color rendering index, CRI

The measure of a light source's ability to render the color of objects "correctly," as compared with a reference source with comparable color temperature; the scale peaks at 100.

color uniformity

Consistency of color from lamp to lamp.

correlated color temperature, CCT

A specification of the color appearance of a lamp relating its color to that of a reference source heated to a particular temperature, measured in degrees Kelvin (K); CCT generally measures the "warmth" or "coolness" of light source appearance.

current, I

A measure of the flow of electricity, expressed in amperes (A).

current crest factor

Ratio of peak to rms value of lamp current: mh values range from 1.4 – 1.8. Cannot go above 1.8 Or it reduces lamp life.

cut-off angle

(Of a luminaire) the angle from the vertical at which a reflector, louver or other shielding device cuts off direct visibility of a light source. It is the complementary angle of the shielding angle.

diffuse lighting

Light that is not predominantly incident from any particular direction.

diffuser

A device to redirect or scatter the light from a source by the process of diffuse transmission.

direct glare

Glare resulting from high luminance or insufficiently shielded light sources in the field of view, or from reflecting areas of high luminance. It is usually associated with bright areas such as luminaires, ceilings and windows that are outside the visual task or region being viewed.

direct lighting

Lighting by luminaires distributing 90 to 100 percent of the emitted light in the general direction of the surface to be illuminated. The term usually refers to light emitted in a downward direction. (See accent lighting.)

directional lighting

Illumination on the work-plane or on an object predominantly from a single direction.

disability glare

Glare resulting in reduced visual performance and visibility. It is often accompanied by discomfort.

discharge lamp

Light-producing device that depends on electric arc, rather than filament, to create illumination.

discomfort glare

Glare producing discomfort. It does not necessarily interfere with visual performance or visibility.

double-ended

Lamps that have two bases opposite one another for series electrical connection, mounting connection and heat dissipation.

economic life

Number of hrs. A group of lamps will burn before it's ergonomically advisable to group re-lamp (typically 60% - 75% of rated life).

efficacy

Efficiency of a light source expressed in lumens per watt (LPW or lm/W).

energy

A measure of work done by an electrical system over a given period of time, often expressed in kilowatt-hours (kWh).

ENERGY STAR®

U.S. Department of Energy (DOE) and Environmental Protection Agency (EPA) designation for products meeting certain energy efficiency and performance standards.

enhancing reflections

Reflections which enhance appearance described in such terms as sparkling, glittering, etc.

ESCO

Energy Saving Service Company

fenestration

Any opening or arrangement of openings or windows (normally filled with media for light control) for the admission of daylight or for the transmission of electric lighting from one room to another room.

filament

A tungsten wire purposely positioned inside a lamp bulb that when heated, electrically generates radiation in the visible, infrared and ultraviolet ranges.

fixture

See luminaire.

floodlight

A reflector lamp with a relatively wide beam pattern.

fluorescent lamp

A low pressure mercury electric discharge lamp, tubular in shape in which a fluorescent coating (phosphor) transforms ultraviolet energy into visible light.

footcandle, fc

A unit of illuminance equal to 1 lumen per square foot.

formed body arc tube

Arc tube formed by quartz sculpting process: has 1/3 less quartz mass than standard arc tubes: 3rd starter electrode eliminated. Ballast requires external ignitor with 3-4 KV to start lamp.

frequency

The number of times per second that an alternating current system reverses from positive to negative and back to positive, expressed in cycles per second or hertz, Hz.

general lighting

Lighting designed to provide a substantially uniform illuminance throughout an area, exclusive of any provision for special local requirements.

glare

Excessive brightness that may be caused by either direct or indirect viewing of a light source; any brightness or brightness relationship that annoys, distracts or reduces visibility.

harmonic

An electrical frequency that is an integer multiple of the fundamental frequency; for example, if 60 Hz is the fundamental frequency, then 120 Hz is the second harmonic and 180 Hz is the third harmonic; some electronic devices, such as ballasts or power supplies, can cause harmonic distortion, directly affecting power quality.

Hertz, Hz

A unit of frequency equal to one cycle per second; see frequency.

high intensity discharge (HID) lamps

A general group of lamps consisting of mercury, metal halide and high pressure sodium lamps.

illuminance

Light arriving at a surface, expressed in lumens per unit area; 1 lumen per square foot equals 1 footcandle, while 1 lumen per square meter equals 1 lux.

incandescent filament lamp

A lamp in which light is produced by a filament heated to incandescence by an electric current.

indirect lighting

Lighting by luminaires distributing 90 to 100 percent of the emitted light upward.

initial lumens

The light output of an HID lamp at rated power on a reference ballast after 100 hours of operation.

lamp

Manufactured light source; the 3 broad categories of electric lamps are incandescent, fluorescent, and high intensity discharge (HID). Also, A generic term for a man-made source of light.

lamp life

An average rating, in hours, indicating when 50% of a large group of lamps have failed, when operated at nominal lamp voltage and current; manufacturers use 3 hours per start for fluorescent lamps and 10 hours per start for HID lamps when performing lamp life testing procedures; every lamp type has a unique mortality curve that depicts its average rated life.

lamp lumen depreciation factor, LLD

The multiplier to be used in illumination calculations to relate the initial rated output of light sources to the anticipated minimum rated output based on the relamping program to be used.

lamp voltage

Voltage which lamps operate when they are fully warmed up.

lens

A glass or plastic element used in luminaires to change the direction and control the distribution of light rays.

level of illumination

See illuminance.

light

Radiant energy that is capable of producing a visual sensation.

light center length (LCL)

The distance from the center of the visible arc discharge to the bottom of the contact of the base.

light emitting diode (LED)

Semiconductor diodes, electronic devices that permit current flow in only one direction. The diode is formed by bringing two slightly different materials together, forming a junction. When a forward voltage is applied, current flow begins and energy is radiated in the form of light.

light loss factor, LLF

A factor used in calculating illuminance after a given period of time and under given conditions. It takes into account temperature and voltage variations, dirt accumulation on luminaire and room surfaces, lamp depreciation, maintenance procedures and atmosphere conditions. Formerly called maintenance factor.

light on centers, LOC

Distance between LED lights, TCP's Holiday lighting products.

light source

See lamp.

lighting design lumens (LDL)

Number of lumens at 2,000 hrs. Of operation.

louver

A series of baffles used to shield a source from view at certain angles or to absorb unwanted light. The baffles are usually arranged in a geometric pattern.

lumen, lm

A unit of luminous flux; the overall light output of a luminous source is measured in lumens. Amount of light lamp emits once it's started.

lumen depreciation

The decrease in lumen output of a light source over time; every lamp type has a unique lumen depreciation curve (sometimes called lumen maintenance curve) depicting the pattern of decreasing light output.

lumen maintenance

Lumen output provided by lamp at given point in or percentage of its life.

lumens per watt, LPW

Lumen (light) output divided by lamp watts consumed (i.e. Amount of electricity used); also known as efficacy.

luminaire

A light fixture; the complete lighting unit, including lamp, reflector, ballast, socket, wiring, diffuser, and housing.

luminaire efficiency

The ratio of luminous flux (lumens) emitted by a luminaire to that emitted by the lamp or lamps used therein.

luminance, L

Light reflected in a particular direction; the photometric quantity most closely associated with brightness perception, measured in units of luminous intensity (candelas) per unit area (square feet or square meters).

luminance contrast

The relationship between the luminances of an object and its immediate background.

luminance ratio

The ratio between the luminances of any two areas in the visual field.

luminous flux

The time rate of flow of light.

lux, lx

A unit of illuminance equal to 1 lumen per square meter.

maximum overall length, MOL

The maximum allowable distance from the top of the glass bulb to the end of the contact of the base.

matte surface

A non-glossy dull surface as opposed to a shiny (specular) surface. Light reflected from a matte surface is diffuse.

mean lumens

Lumen output of a light source after the source has been used. Mean lumen values for fluorescent and HID lamps are typically measured at 40% of rated life.

milli-candela, MCD

The measurement of light output of an LED in thousandths of a candela.

nanometer, nm

A unit of length equal to 10⁻⁹ meters; commonly used as a unit of wavelength.

open rated lamp, mogul base

Designed with an extended contact pin on the bottom of the base. Lamps should be used with an extended contact pin on the bottom of the base. Lamps should be used with an open fixture mogul socket (EX39) which prevents electrical contact if a non open rated lamp is used.

open rated lamp, medium base

Designed for open fixtures; has narrower neck than standard medium base lamps to fit into an exclusionary medium socket for open fixture use.

operating position

Metal halide lamps are specified and designed to be operated in certain positions such as a vertical or base-up.

power

The rate at which energy is taken from an electrical system or dissipated by a load, expressed in watts (W); power that is generated by a utility is typically expressed in volt-amperes (V-A).

power factor

A measure of the effectiveness with which an electrical device converts volt-amperes to watts; devices with power factors >0.90 are "high power factor" devices.

pulse start lamp

Specially designed metal halide lamp that requires high voltage pulse for starting. Has improved lumen maintenance.

quality of lighting

Pertains to the distribution of luminance in a visual environment. The term is used in a positive sense and implies that all luminances contribute favorably to visual performance, visual comfort, ease of seeing, safety and esthetics for the specific visual tasks involved.

quantity of light

The product of the luminous flux by the time it is maintained. It is the time integral of luminous flux.

rated life

The number of operating hours at which 50% of most metal halide lamps or 70% of some pulse start lamps initially started will still be operating.

reference ballast

A ballast specially constructed to have certain prescribed characteristics for use in testing electric-discharge lamps and other ballasts.

reflectance, rho

The percentage of light reflected back from a surface, the difference having been absorbed or transmitted by the surface.

reflected glare

Glare resulting from specular reflections of high luminance in polished or glossy surfaces in the field of view.

reflection

The process by which flux leaves a surface or medium from the incident side.

reflector

A device used to redirect the light by the process of reflection.

refraction

The process by which the direction of a ray of light changes as it passes obliquely from one medium to another.

refractor

A device used to redirect the luminous flux from a source, primarily by the process of refraction.

resistance, R

A measure of resistance to flow of current, expressed in ohms.

restrike time

The time to re-ignite the arc of an HID lamp.

shielding

A general term to include all devices used to block, diffuse or redirect light rays, including baffles, louvers, shades, diffusers and lenses.

shielding angle

The complementary angle of the cut-off angle of a luminaire.

shroud

Glass cylinder surrounding arc tube to protect against hot arc tube particles breaking the glass bulb if an arc tube rupture occurs; reduces risk of using mh lamps in open fixtures.

Special (SPC)

Items not stocked in TCP's warehouse. These items have longer lead times than stocked (STK) items. Contact our Customer Service department at 800-324-1496 for additional details.

spectral power distribution, SPD

A curve illustrating the distribution of power produced by the lamp, at each wavelength across the spectrum.

specular surface

A shiny, highly polished surface which reflects light at an angle equal to that of the incident light.

spotlight

A reflector lamp with a narrow beam pattern used to illuminate a specifically defined area.

Stocked (STK)

Item is in stock and applicable to standard shipping.

supplementary lighting

Lighting used to provide an additional quantity and quality of illumination that cannot be readily obtained by a general lighting system and that supplements the general lighting level usually for specific task requirements.

Special Order (SPO)

Items marked SPO require a lead time of 4-6 weeks, and utilize a premium delivery option. Contact our Customer Service department at 800-324-1496 for additional details.

transmission

The process by which incident flux leaves a surface or medium on a side other than the incident side, the characteristics of many materials such as glass, plastics and textiles.

transmittance

The ratio of the flux transmitted by a medium to the incident flux.

UV Guard™

Refers to TCP's metal halide lamps with a protective quartz sleeve around the arc tube. Suitable for use in open luminaires and reduces UV by up to 90%.

veiling reflections

Reflections which partially or totally obscure the details to be seen by reducing the contrast.

visual comfort probability, VCP

A discomfort glare calculation that predicts the percent of observers positioned in the least favorable part of the room who would be expected to judge a lighting condition to be comfortable. VCP rates the luminaire in its environment, taking into account such factors as illuminance level, room dimensions and reflectances, luminaire type, size and light distribution, number and location of luminaires, and observer location and line of sight. The higher the VCP the more comfortable the lighting environment.

visual field

The location of objects or points in a space where the head and eyes are kept fixed.

visual surround

all portions of the visual field except the visual task.

visual task

Those details and objects which must be seen for the performance of a given activity, including the immediate background of the details or objects.

voltage, V

A measure of electrical potential, expressed in volts (V).

warm-up time

The amount of time from ignition of the lamp to 90% of full light output of an HID lamp.

watt, W

A unit of electrical power equal to 1 joule per second.

work plane

The plane at which work usually is done, and on which the illuminance is specified and measured. Unless otherwise indicated, this is assumed to be a horizontal plane 0.76 meters (30 inches) above the floor.

Special Order (SPO)

Items marked SPO require a lead time of 4-6 weeks, and utilize a premium delivery option.

Item #	Description
TORPEDO LAMPS	
10702	2w Torpedo
10702C	2w Torpedo Candelabra
10702C35K	2w Torpedo Candelabra 35K
10702C51K	2w Torpedo Candelabra Base 51K
10702LV	2w Torpedo LV Color
10703CLV	3w Torpedo Candelabra LV Color
1070435K	4w Torpedo Lamp 35K
1070441K	4w Torpedo Lamp 41K
1070451K	4w Torpedo Lamp 51K
10704C35K	4w Torpedo Candelabra 35K
10704C41K	4w Torpedo Candelabra 41K
10704C51K	4w Torpedo Candelabra 51K
1070931K	9w Torpedo Lamp 31K
1070935K	9w Torpedo Lamp 35K
1070941K	9w Torpedo Lamp 41K
1070951K	9w Torpedo Lamp 51K
10709C31K	9w Torpedo Candelabra 31K
10709C65K	9w Torpedo Candelabra 65K
1071431K	14w Torpedo Lamp 31K
1071435K	14w Torpedo Lamp 35K
1071441K	14w Torpedo Lamp 41K
1071451K	14w Torpedo Lamp 51K
1071465K	14w Torpedo Lamp 65K
10714C31K	14w Torpedo Candelabra 31K
10714C65K	14w Torpedo Candelabra 65K
10714PERM	14w Torpedo Lamp Tip Base
A-LAMPS	
1130435K	4w A-Lamp 35K
1130441K	4w A-Lamp 41K
1130451K	4w A-Lamp 51K
1130465K	4w A-Lamp 65K
1130935K	9w A-Lamp 35K
1130941K	9w A-Lamp 41K
1130951K	9w A-Lamp 51K
1130965K	9w A-Lamp 65K
11309C	9w A-Lamp Candelabra
1131631K	16w A-Lamp 31K
1131635K	16w A-Lamp 35K
1131641K	16w A-Lamp 41K
1131651K	16w A-Lamp 51K
1131665K	16w A-Lamp 65K
11316PERM	16w A-Lamp Tip Base
1131931K	19w A-Lamp 31K
1131935K	19w A-Lamp 35K
1131941K	19w A-Lamp 41K
1131965K	19w A-Lamp 65K
1132335K	23w A-Lamp 35K
1132341K	23w A-Lamp 41K
1132350K	23w A-Lamp 50K
2131465K	14w A-Lamp 65K
21314SB	14w A-Lamp Silverbowl
21314Y	14w A-Lamp Bug Light
HPF SPRINGLAMPS	
1820931K	9w SpringLamp HPF 31K
1820935K	9w SpringLamp HPF 35K
1820941K	9w SpringLamp HPF 41K
1820951K	9w SpringLamp HPF 51K
1820965K	9w SpringLamp HPF 65K
1821135K	11w SpringLamp HPF 35K
1821141K	11w SpringLamp HPF 41K
1821431K	14w Mini HPF SpringLamp 31K

Item #	Description
1821435K	14w HPF SpringLamp 35K
1821441K	14w Mini HPF SpringLamp 41K
1821451K	14w Mini HPF SpringLamp 51K
1821465K	14w Mini HPF SpringLamp 65K
18214SP	14w Mini HPF SpringLamp Soft Pink
1822031K	20w HPF SpringLamp 31K
1822035K	20w HPF SpringLamp 35K
1822051K	20w HPF SpringLamp 51K
1822065K	20w HPF SpringLamp 65K
1822331K	23w HPF SpringLamp 31K
1822335K	23w HPF SpringLamp 35K
1822341K	23w HPF SpringLamp 41K
1822351K	23w HPF SpringLamp 51K
1822365K	23w HPF SpringLamp 65K
1822731K	27w HPF SpringLamp 31K
1822735K	27w HPF SpringLamp 35K
1822751K	27w HPF SpringLamp 51K
1822765K	27w HPF SpringLamp 65K
18227SP	27w Mini HPF SpringLamp Soft Pink
3-WAY LAMPS	
1903231K	32w 3-Way SpringLamp 31K
1903235K	32w 3-Way SpringLamp 35K
1903241K	32w 3-Way SpringLamp 41K
1903265K	32w 3-Way SpringLamp 65K
GLOBE LAMPS	
1G100241K	2w G10 Globe 41K
1G100251K	2w G10 Globe 51K
1G1002C41K	2w G10 Globe Candelabra 41K
1G1002C51K	2w G10 Globe 51K
1G2002	2w G20 Deco Lamp
1G200241K	2w G20 Deco Lamp 41K
1G200251K	2w G20 Deco Lamp 51K
1G200265K	2w G20 Globe 65K
1G2002C	2w G20 Deco Lamp Candelabra
1G2002C31K	2w G20 Globe Candelabra 31K
1G2002C35K	2w G20 Deco Lamp Candelabra 35K
1G2002C41K	2w G20 Globe Candelabra 41K
1G2002C51K	2w G20 Deco Candelabra 51K
1G200431K	4w G20 Globe Lamp 31K
1G200435K	4w G20 Globe Lamp 35K
1G200441K	4w G20 Globe Lamp 41K
1G200451K	4w G20 Globe Lamp 51K
1G2004C31K	4w G20 Globe 31K
1G2004C35K	4w G20 Globe Candelabra 35K
1G2004C41K	4w G20 Globe Candelabra 41K
1G2004C51K	4w G20 Globe Candelabra 51K
1G2502	2w G25 Globe
1G250435K	4w G25 Globe 35K
1G250441K	4w G25 Globe 41K
1G250451K	4w G25 Globe 51K
1G250465K	4w G25 Globe 65K
1G2504C	4w G25 Globe Candelabra
1G2504C31K	4w G25 Globe Candelabra 31K
1G2504C35K	4w G25 Globe Candelabra 35K
1G2504C41K	4w G25 Globe Candelabra 41K
1G2504C51K	4w G25 Globe Candelabra 51K
1G250931K	9w G25 Globe 31K
1G250935K	9w G25 Globe 35K
1G250941K	9w G25 Globe 41K
1G2509C31K	9w G25 Globe Candelabra 31K
1G2509C35K	9w G25 Globe Candelabra 35K
1G2509C41K	9w G25 Globe Candelabra 41K

800.324.1496 | tcp.com

SPO Listing

2010 LAMPS & BALLASTS
Spring/Summer Catalog

Contact our Customer Service department at 800-324-1496 for additional details about SPO items.

Item #	Description
1G2509C51K	9w G25 Globe Candelabra 51K
1G2509SB	9w G25 Globe Silverbowl
1G2509SB35K	9w G25 Silverbowl 35K
1G300931K	9w G30 Globe 31K
1G300941K	9w G30 Globe 41K
1G300951K	9w G30 Globe 51K
1G301431K	14w G30 Globe 31K
1G301435K	14w G30 Globe 35K
1G301441K	14w G30 Globe 41K
1G301465K	14w G30 Globe 65K
1G3014SB	14w G30 SpringLamp Silverbowl
1G3014SB35K	14w G30 Silverbowl 35K
1G3014SB41K	14w G30 Silverbowl 41K
1G3014SB51K	14w G30 Silverbowl 51K
1G301931K	19w G30 Globe 31K
1G301935K	19w G30 Globe 35K
1G301941K	19w G30 Globe 41K
1G301965K	19w G30 SpringLamp 65K
1G302335K	23w G30 Globe 35K
1G302341K	23w G30 Globe 41K
1G302350K	23w G30 Globe 50K
1G401431K	14w G40 Globe 31K
1G401435K	14w G40 Globe 35K
1G401441K	14w G40 Globe 41K
1G401451K	14w G40 Globe 51K
1G401465K	14w G40 Globe 65K
1G4014PERM	14w G40 Tip Base
1G401935K	19w G40 Globe 35K
1G401941K	19w G40 Globe 41K
1G401951K	19w G40 Globe 51K
1G401965K	19w G40 Globe 65K
1G4023	23w G40 Globe
1G402335K	23w G40 Globe 35K
1G402341K	23w G40 Globe 41K
1G402350K	23w G40 Globe 50K
2G251431K	14w G25 Globe 31K
2G251465K	14w G25 Globe 65K
2G2514C	14w G25 Globe Candelabra
2G2514C31K	14w G25 Globe Candelabra 31K
2G2514SB	14w G25 Globe Silver Bowl

PAR FLOOD LAMPS

1P3016165	16w Par30 1.65"
1P301631K	16w Par30 31K
1P301635K	16w Par30 35K
1P301665K	16w Par30 65K
1P381631K	16w Par38 31K
1P381635K	16w Par38 35K
1P381641K	16w Par38 41K
1P381651K	16w Par38 51K
1P381665K	16w Par38 65K
1P382331K	23w Par38 Floodlight 31K
1P382365K	23w Par38 Floodlight 65K
2P381931K	19w Par38 31K
2P381951K	19w Par38 51K
2P381965K	19w Par38 65K

FLAT PAR LAMPS

PF201435K	14w Flat Par20 35K
PF201450K	14w Flat Par20 50K
PF201465K	14w Flat Par20 65K
PF241431K	14w Flat Par24 31K
PF301650K	16w Flat Par30 50K
PF301665K	16w Flat Par30 65K

Item #	Description
PF382335K	23w Flat Par38 35K
PF3823BL	23w Flat Par38 Blue
PF3823GR	23w Flat Par38 Green
PF3823RD	23w Flat Par38 Red
PF3823Y	23w Flat Par38 Yellow

R20, R30, R40 FLOOD LAMPS

1R200431K	4w R20 31K
1R200435K	4w R20 35K
1R200441K	4w R20 41K
1R200451K	4w R20 51K
1R200465K	4w R20 65K
1R200931K	9w R20 31K
1R200935K	9w R20 35K
1R2009C35K	9w R20 Candelabra Base 35K
1R201431K	14w R20 Flood 31K
1R201465K	14w R20 65K
1R2014LV	14w R20 Flood LV Color
1R401631K	16w R40 Flood 31K
1R401635K	16w R40 Flood 35K
1R401665K	16w R40 65K
1R402365K	23w R40 65K
2R301465K	14w R30 65K
2R3014P	14w R30 Pink
2R3014SP	14w R30 Soft Pink
2R301665K	16w R30 65K
2R3016BL	16w R30 Blue
2R3016P	16w R30 Pink
2R3016SP	16w R30 Soft Pink

CAPSULE LAMPS

1T2004	4w T20 Capsule
1T200451K	4w T20 Capsule 51K
1T2009	9w T20 Capsule
1T200941K	9w T20 Capsule 41K
1T201435K	14w T20 Capsule 35K
1T201441K	14w T20 Capsule 41K
1T2409	9w T24 Capsule
1T2414	14w T24 Capsule
1T241431K	14w T24 Capsule 31K Nonstk
1T241435K	14w T24 Capsule 35K
1T241441K	14w T24 Capsule 41K
1T241451K	14w T24 Capsule 51K
1T241465K	14w T24 Capsule 65K
1T241931K	19w T24 Capsule 31K
1T241935K	19w T24 Capsule 35K
1T241941K	19w T24 Capsule 41K
1T241965K	19w T24 Capsule 65K
1T242341K	23w T24 Capsule 41K
1T242350K	23w T24 Capsule 50K

SPRINGLAMPS HIGH WATTAGE / 277V

2892727730K	27w Med Base 277 Volt 30K
2892727735K	27w Med Base 277 Volt 35K
2892727751K	27w Med Base 277 Volt 51K
2892727765K	27w Med Base 277 Volt 65K
28927H	27w SpringLamp Mogul Base
28927H277	27w SpringLamp 277V Mogul Base
28927H27741K	27w Mogul Base 277V 41K Spring
28927H27751K	27w SpringLamp 277V Mogul Base 51K
28927H35K	27w SpringLamp Mogul Base 35K
28927H41K	27w SpringLamp Mogul Base 41K
28942277225	42w Med Base 277V 225

SpringLamps High Wattage Continues on next page...

Special Order (SPO)

Items marked SPO require a lead time of 4-6 weeks, and utilize a premium delivery option.

Item #	Description
SPRING LAMPS HIGH WATTAGE / MOGUL BASE / 277V (CONT.)	
2894227735K	42w Med Base 277V 35K
2894227765K	42w SpringLamp 277V 65K
28942FS	42w Full Spectrum SpringLamp
28942H27731K	42w Mogul Bse SpringLamp 277V 31K
28942H27735K	42w Mogul Bse SpringLamp 277V 35K
28942H27765K	42w Mogul Base SpringLamp 277V 65K
28942H35K	42w SpringLamp Mogul Base 35K
28942H51K	42w SpringLamp Mogul Base 51K
28942H65K	42w SpringLamp Mogul Base 65K
2896827741K	68w SpringLamp 41K 277V
2896831K	68w SpringLamp 31K
2896835K	68w SpringLamp 35K
2896865K	68w SpringLamp 65K
28968H27735K	68w SpringLamp H277 Mogul Base 35K
28968H27765K	68w SpringLamp Mogul 277V 65K
28968H35K	68w SpringLamp Mogul Base 120v 35K
28968H65K	68w SpringLamp Mogul Base 120v 65K
PL LAMPS	
3200535K	5w Twin Tube PL Lamp 2-Pin 35K
3200550K	5w Twin Tube PL Lamp 2-Pin 50K
3200735K	7w Twin Tube PL Lamp 2-Pin 35K
3200750K	7w Twin Tube PL Lamp 2-Pin 50K
3200930K	9w Twin Tube PL Lamp 30K
3200950K	9w Twin Tube PL Lamp 50K
3200965K	9w Twin Tube PL Lamp 65K
32009Q30K	9w Quad PL Lamp 2-Pin 9DTT 30K
32009Q35K	9w Quad PL Lamp 2-Pin 9DTT 35K
32009Q41K	9w Quad PL Lamp 2-Pin 9DTT 41K
32009Q50K	9w Quad PL Lamp 2-Pin 9DTT 50K
3201365K	13w Twin Tube PL Lamp 2-Pin 65K
32013ISQ30K	13w Instant Start Quad Lamp 30K
32013ISQ50K	13w Instant Start Quad Lamp 50K
32013IST35K	13w Twin Tube Instnt Start 35K
32013Q50K	13wquad PL Lamp 2-Pin 13DTT 50K
32018Q30K	18w Quad PL Lamp 30K
32018Q50K	18w Quad PL Lamp 50K
32018Q65K	18w Quad PL Lamp 65K
32022Q35K	22w 2-Pin Quad PL Gx32d-52 35K
32022Q41K	22w 2-Pin Quad PL Gx32d-52 41K
32022Q51K	22w 2-Pin Quad PL Gx32d2 51K
32026Q30K	26w Quad PL Lamp 30K
32026Q50K	26w Quad PL Lamp 50K
32028Q35K	28w 2-Pin Quad PL W/Gx32d-3 35K
32028Q41K	28w 2-Pin Quad PL Gx32d-3 41K
324132GX730K	13w 4-Pin PL 2gx7 Base 30K
324132GX741K	13w 4-Pin PL 2gx7 Base 41K
324132GX750K	13w 4-Pin PL 2gx7 Base 50K
32413Q50K	13w Quad Lamp PL 4-Pin 50K
32418Q50K	18w Quad Lamp PL 4-Pin 50K
32418T30K	18w Triple Lamp PL 4-Pin 30K
32418T41K	18w Triple Lamp PL 4-Pin 41K
32418T50K	18w Triple Lamp PL 4-Pin 50K
32426Q65K	26w Quad Lamp PL 4-Pin 65K
32426T50K	26w Triple Lamp PL 4-Pin 50K
32426T65K	26w Triple Lamp PL 4-Pin 65K
32432T65K	32w Triple Lamp PL 4-Pin 65K
32442T65K	42w 4-Pin Triple Tube PL 65K
GU-24 LAMPS	
33109A19	9w A-Lamp GU Base
33109Q41K	9w Quad PL Lamp GU Base 41K
33109Q50K	9w Quad PL Lamp GU Base 50K

Item #	Description
33109SP30K	9w SpringLamp GU Base 30K
33109SP35K	9w SpringLamp GU Base 35K
33109SP41K	9w SpringLamp GU Base 41K
33109SP50K	9w SpringLamp GU Base 50K
33113Q31K	13w Quad PL Lamp GU Base 31K
33113Q35K	13w Quad PL Lamp GU Base 35K
33113Q41K	13w Quad PL Lamp GU Base 41K
33113Q50K	13w Quad PL Lamp GU Base 50K
33113Q51K	13w Quad PL Lamp GU Base 51K
33113SP35K	13w SpringLamp GU Base 35K
33113SP50K	13w SpringLamp GU Base 50K
33114A1935K	14w A-Lamp GU Base 35K
33114PF2031K	14w Flat Par20 GU Base 31K
33116PF3031K	16w Flat Par30 GU Base 31K
33116R30	16w R30 GU Base Floodlight
33118Q41K	18w Quad PL Lamp GU Base 41K
33118Q50K	18w Quad PL Lamp GU Base 50K
33118SP50K	18w SpringLamp GU Base 50K
33123P38	23w Par38 Floodlight GU Base
33123R40	23w R40 Floodlight GU Base
33123SP30K	23w SpringLamp GU Base 30K
33123SP35K	23w SpringLamp GU Base 35K
33123SP41K	23w SpringLamp GU Base 41K
33123SP50K	23w SpringLamp GU Base 50K
33126Q35K	26w PL Lamp GU Base 35K
33126Q41K	26w PL Lamp GU Base 41K
33127SP35K	27w SpringLamp GU Base 35K
33127SP41K	27w SpringLamp GU Base 41K
33127SP50K	27w SpringLamp GU Base 50K
33132SP35K	32w SpringLamp GU Base 35K
33132SP65K	32w SpringLamp GU Base 65K
33142SP35K	42w SpringLamp GU Base 35K
33142SP41K	42w SpringLamp GU Base 41K
33142SP65K	42w SpringLamp GU Base 65K
COLD CATHODE LAMPS	
8A03BL	3w Cold Cathode A-Lamp Blue
8A03CL41K	3w Cold Cathode A-Lamp Clear 41K
8A03F41K	3w Cold Cathode A-Lamp Frost 41K
8A03FINT	3w Cold Cathode A-Lamp Intermediate Base Frost
8A03GR	3w Cold Cathode A-Lamp Green
8A03LV	3w Cold Cathode A-Lamp LV
8A03RD	3w Cold Cathode A-Lamp Red
8A03WH	3w Cold Cathode A-Lamp White
8A03Y	3w Cold Cathode A-Lamp Yellow
8A05BL	5w Cold Cathode A-Lamp Blue
8A05CL41K	5w Cold Cathode A-Lamp 41K
8A05CLBULK100	5w Cold Cathode A-Lamp Clear Bulk 100
8A05GR	5w Cold Cathode A-Lamp Green
8A05RD	5w Cold Cathode A-Lamp Red
8A05WH	5w Cold Cathode A-Lamp White
8A05WH41K	5w Cold Cathode A-Lamp White 41K
8A05Y	5w Cold Cathode A-Lamp Yellow
8A08BL	8w Cold Cathode A-Lamp Blue
8A08CL41K	8w Cold Cathode A-Lamp Clear 41K
8A08F41K	8w Cold Cathode A-Lamp Frost 41K
8A08GR	8w Cold Cathode A-Lamp Green
8A08RD	8w Cold Cathode A-Lamp Red
8A08SB	8w Cold Cathode A-Lamp Clear Silver Bowl
8A08WH41K	8w Cold Cathode A-Lamp White 41K
8A08Y	8w Cold Cathode A-Lamp Yellow
8AC03CL	3w Cold Cathode A-Lamp Candelabra Cl
8AC03F	3w Cold Cathode A-Lamp Frost
8AC03LV	3w Cold Cathode A-Lamp Candelabra LV



Contact our Customer Service department at 800-324-1496 for additional details about SPO items.

Item #	Description
8AC03WH	3w Cold Cathode A-Lamp White Candelabra
8AC05F	5w Cold Cathode A-Lamp Candelabra Frost
8AC05LV	5w Cold Cathode A-Lamp Candelabra LV
8AC08CL	8w Cold Cathode A-Lamp Candelabra Clear
8AC08F	8w Cold Cathode A-Lamp Candelabra Frost
8G20C03CL	3w Cold Cathode G20 Candelabra
8G20C03WH	3w Cold Cathode G20 White
8G2503CL	3w Cold Cathode G25 Clear
8G2503WH	3w Cold Cathode G25 White
8G2505F	5w Cold Cathode G25 Frost
8G2505SB	5w Cold Cathode G25 Silver Bowl
8G25C05CL	5w Cold Cathode G25 Candelabra Clear
8G25C05WH	5w Cold Cathode G25 Candelabra White
8G25C08WH	8w Cold Cathode G25 Candelabra White
8G3008F	8w Cold Cathode G30 Frost
8PF3008	8w Cold Cathode Flat Par30
8PF300841K	8w Cold Cathode Flat Par30 41K
8PF380841K	8w Cold Cathode Flat Par38 41K
8R2003CL	3w Cold Cathode R20 Clear
8R2003F	3w Cold Cathode R20 Frost
8R2005BL	5w Cold Cathode R20 Blue
8R2005CL41K	5w Cold Cathode R20 Clear 41K
8R2005F41K	5w Cold Cathode R20 Frost 41K
8R2005GR	5w Cold Cathode R20 Green
8R2005LV	5w Cold Cathode R20 LV
8R2005RD	5w Cold Cathode R20 Red
8R2005Y	5w Cold Cathode R20 Yellow
8R2008CL	8w Cold Cathode R20 Clear
8R2008GR	8w Cold Cathode R20 Green
8R2008P	8w Cold Cathode R20 Pink
8R2008RD	8w Cold Cathode R20 Red
8R2008WH	8w Cold Cathode R20 White
8R3008BL	8w Cold Cathode R30 Blue
8R3008CL41K	8w Cold Cathode R30 Clear 41K
8R3008F41K	8w Cold Cathode R30 Frost 41K
8R3008GR	8w Cold Cathode R30 Green
8R3008LV	8w Cold Cathode R30 LV
8R3008RD	8w Cold Cathode R30 Red
8R3008WH	8w Cold Cathode R30 White
8R3008Y	8w Cold Cathode R30 Yellow
8T03CL	3w Cold Cathode Torpedo Clear
8T03F	3w Cold Cathode Torpedo Frost
8T03LV	3w Cold Cathode Torpedo LV
8T03WH	3w Cold Cathode Torpedo White
8T05CL41K	5w Cold Cathode Torpedo Clear 41K
8T05LV	5w Cold Cathode Torpedo LV
8T05WH	5w Cold Cathode Torpedo White
8T08CL	8w Cold Cathode Torpedo Clear
8T08CL41K	8w Cold Cathode Torpedo Clear 41K
8T08F	8w Cold Cathode Torpedo Frost
8T08F41K	8w Cold Cathode Torpedo Frost 41K
8T08LV	8w Cold Cathode Torpedo LV
8T08WH41K	8w Cold Cathode Torpedo White 41K
8TC03F	3w Cold Cathode Torpedo Candelabra Frost
8TC03WH	3w Cold Cathode Torpedo Candelabra White
8TC05LV	5w Cold Cathode Torpedo Candelabra LV
8TC05WH	5w Cold Cathode Torpedo Candelabra White
8TC08CL	8w Cold Cathode Torpedo Candelabra Clear
8TC08F	8w Cold Cathode Torpedo Candelabra Frost
8TC08WH	8w Cold Cathode Torpedo Candelabra White

Item #	Description
8TF03F	3w Cold Cathode Flame Tip Frost
8TF03LV	3w Cold Cathode Flame Tip LV
8TF03WH	3w Cold Cathode Flame Tip White
8TF05LV	5w Cold Cathode Flame Tip LV
8TF08CL	8w Cold Cathode Flame Tip Clear
8TF08CL41K	8w Cold Cathode Flame Tip Clear 41K
8TF08F	8w Cold Cathode Flame Tip Frost
8TF08LV	8w Cold Cathode Flame Tip LV
8TF08WH	8w Cold Cathode Flame Tip White
8TFC03F41K	3w Cold Cathode Flame Tip Candelabra 41K
8TFC03LV	3w Cold Cathode Flame Tip Candelabra LV
8TFC03WH	3w Cold Cathode Flame Tip Candelabra White
8TFC05CL41K	5w Cold Cathode Flame Tip Candelabra Clear 41K
8TFC05F41K	5w Cold Cathode Flame Tip Candelabra Frost 41K
8TFC08CL	8w Cold Cathode Flame Tip Candelabra Clear
8TFC08F	8w Cold Cathode Flame Tip Candelabra Frost
8TFC08F41K	8w Cold Cathode Flame Tip Candelabra Frost 41K
8TFC08LV	8w Cold Cathode Flame Tip Candelabra LV
8TFC08WH	8w Cold Cathode Flame Tip Candelabra White
8TFC08WH41K	8w Cold Cathode Flame Tip Candelabra White 41K

CIRCLINE LAMPS	
12530	30w Elec Circle (No Lamp)
12536	36w Elec Circe Adptor - No Bulb
1253630	36w Elec Circle W/30w Bulb Bw
16533	33w 3-Way Ballast
17033	33w Elec Cir Bntwng No Lamp
17033L31K	33w Twin T6 Lamps 31K
17036	36w Eelec Circle Adapt Only
3201835K	18w Circline T6 Lamp 35K
3201841K	18w Circline T6 Lamp 41K
3201851K	18w Circline T6 Lamp 51K
3201865K	18w Circline T6 Lamp 65K
3202041K	20w Circline Lamp 41K
3202241K	22w Circline Lamp 41K
3202735K	27w Circline T6 Lamp 35K
3202741K	27w Circline T6 Lamp 41K
3202751K	27w Circline T6 Lamp 51K
3202765K	27w Circline T6 Lamp 65K
3203035K	30w Circline Lamp 35K
3203041K	30w Circline Lamp 41K
3203051K	30w Circline Lamp 51K
3203231K	32w Circline 31K
3203235K	32w Circline T6 Lamp 35K
3203241K	32w Circline T6 Lamp 41K
3203251K	32w Circline T6 Lamp 51K
3203265K	32w Circline T6 Lamp 65K
32033	33w Double T6 Circline
3203331K	33w T6 Circline Lamp Only 31K NS
320402D	40w 2D Replacement Lamp
320402D41K	40w 2D Replacement Lamp 41K
3204035K	40w Double T6 Circle Lamp 35K
3204041K	40w Double T6 Circline Lamp 41K
3204051K	40w Double T6 Circline Lamp 51K
3204065K	40w Double T6 Circle Lamp 65K
320582D	58w 2D Lamp
320582D35K	58w 2D Replacement Lamp 35K
320582D51K	58w 2D Replacement Lamp 51K
3205831K	58w Circline 31K
3205841K	58w Double T6 Circline Lamp 41K
3205851K	58w Double T6 Circline Lamp 51K

800.324.1496 | tcp.com

SPO Listing

2010 LAMPS & BALASTS
Spring/Summer Catalog


ONLY the BEST...

TCP leads the industry in design and technology for energy efficient lighting applications. We pride ourselves on our ability to provide value and outstanding customer support.

TCP is the world's only total vertically integrated manufacturer for CFLs, and sets the bar for emerging LED lighting technologies. We develop and extensively test our products to meet the highest safety and performance standards. This passion throughout the engineering and production process allows TCP to maintain an unmatched standard of quality within the lighting industry.

TCP's global headquarters, located in Aurora, Ohio, USA, is also home to our world-class engineering and R&D facility, with full UL compliance labs for quality and certification, plus an NVLAP certified independent testing facility specializing in development testing, investigative research and ENERGY STAR performance certification. TCP also maintains over 400,000 sq. ft. of warehousing space in two facilities in Aurora and Stockton, CA, making us well positioned to meet the distribution and delivery needs of our customers.

Offering the widest array of ENERGY STAR rated and approved products distributed throughout North America and around the globe, TCP is proud to be recognized as ENERGY STAR Partner of the Year for 2010.



For more information on the quality and care TCP can deliver, call us at **800.324.1496** or visit tcp.com

325 Campus Dr. | Aurora, Ohio 44202 | P: 800-324-1496 | F: 330-995-6188

ONLY TCP